

1. Przeczytaj i dopasuj.

Read and match.

[rid end mecz]

green

[grin]

blue

[blu]

pink

[pynk]

grey

[grej]

orange

[oryndż]

yellow

[jelot]

black

[blek]

red

[red]

brown




[bratn]

purple

[perpl]

white

[tajt]




1. Przeczytaj i wskaż właściwą odpowiedź.

Read and pick the right answer.

[rid end pyk de rajt anser]

What colour is it?

[tot kaler is it]



It's red / green / orange.

[its red / grin / oryndź]

What colour is it?

[tot kaler is it]

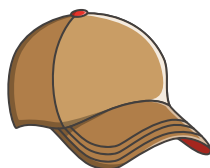


It's blue / pink / grey.

[its blu / pynk / grej]

What colour is it?

[tot kaler is it]



It's brown / purple / white.

[its braŋ / perpl / tajt]

What colour is it?

[tot kaler is it]



It's black / red / yellow.

[its blek / red / jeloł]

What colour is it?

[tot kaler is it]




It's blue / orange / brown.

[its blu / oryndź / braŋ]

What colour is it?

[tot kaler is it]



It's yellow / green / red.

[its jeloł / grin / red]

What colour is it?

[tot kaler is it]




It's white / black / pink.

[its tajt / blek / pynk]

1. Przeczytaj i pokoloruj.


Read and colour.

[rid end kaler]




blue

[blu]




orange

[oryndź]




red

[red]




green and yellow

[grin end jeloł]




brown and white

[bratn end tajt]




purple and blue

[perpl end blu]




purple, red and pink

[perpl, red end pynk]



yellow, black and green

[jeloł, blek end grin]

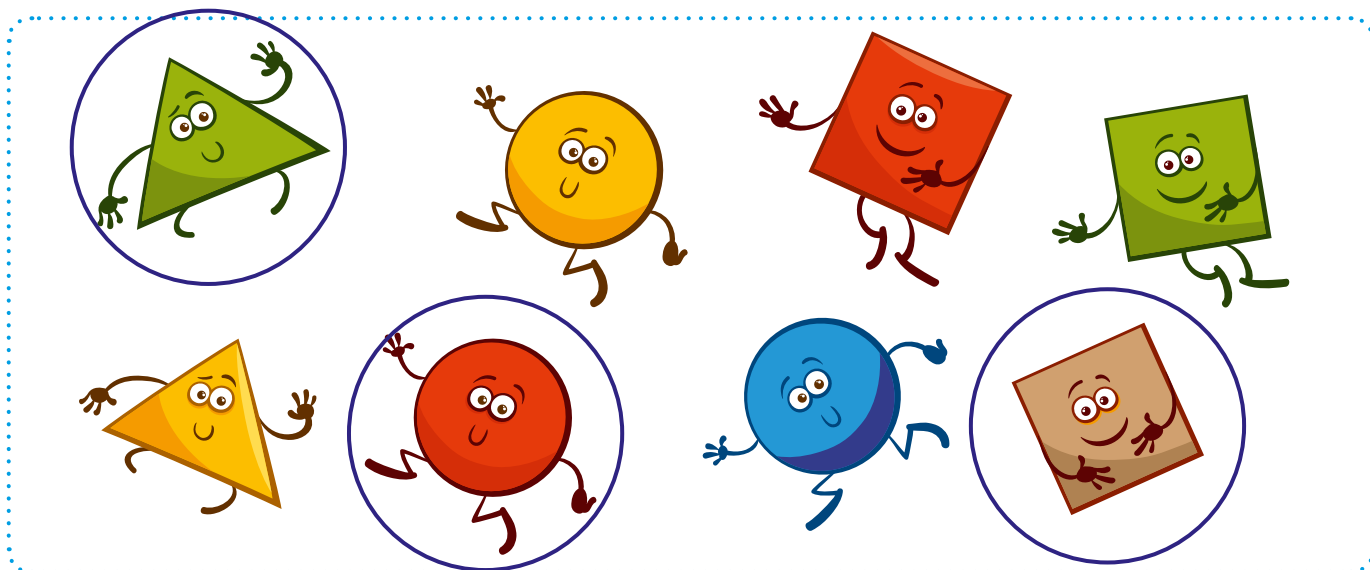


orange, grey and blue

[oryndź, grej end blu]

1. Otocz kółkiem zielony trójkąt, czerwone koło i brązowy kwadrat.
Circle the green triangle, the red circle and the brown square.

[serkl de grin trajengl, de red serkl end de bratn skte(r)]



2. Przeczytaj, popatrz i dopasuj.
Read, look and match.

[rid, luk end mecz]

I am orange. I've got big teeth.

[aj em ɔrɪndʒ. əjv got bi:g ti:f]

I am green. I've got four legs and big teeth.

[aj em grin. əjv got fo(r) le:gz end bi:g ti:f]

I am red. I've got two legs and two hands.

[aj em red. əjv got tu le:gz end tu hændz]

I've got three eyes and pink body.

[ajv got fri əjs end pɪnk bɒdi]

I am blue. I've got six eyes and five legs.

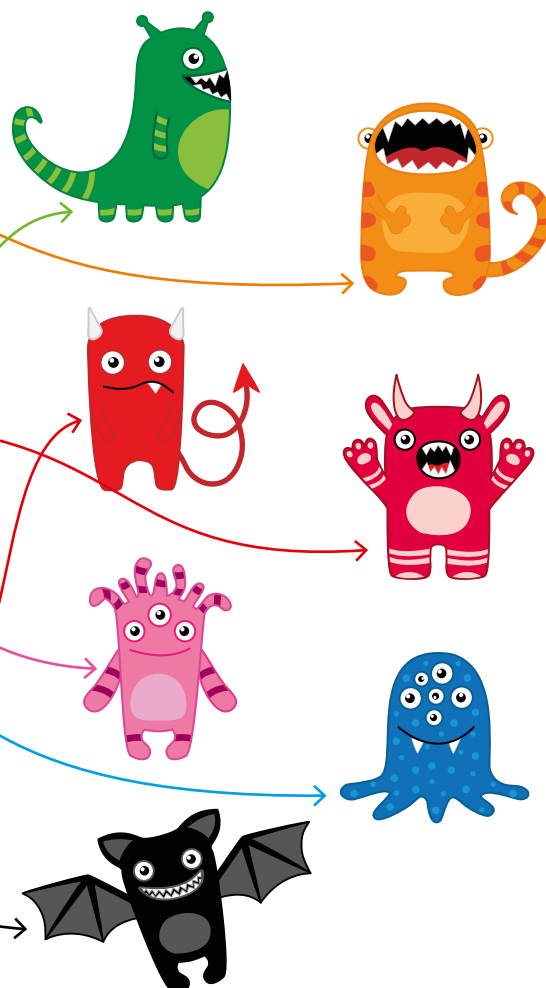
[aj em blu. əjv got siks əjs end faɪf le:gz]

I am black. I've got no hands.

[aj em blek. əjv got noʊ hændz]

I am red. I've got one tooth.

[aj em red. əjv got wʌn tu:θ]



1. Popatrz na rysunek i wybierz właściwą odpowiedź.
Look at the picture and choose the right answer.

[luk et de pykcze(r) end czus de rajt anser]



Has the girl got a yellow scarf?

[hes de gerl got e jeloł skarf?]

Yes, she has. / **No, she hasn't.**

[jes, szy hes / not, szy hesnt]

Has dad got a brown coat?

[hes ded got e bratn kott?]

Yes, he has. / **No, he hasn't.**

[jes, hi hes / not, hi hesnt]

Has the baby got a white and blue blanket?

[hes de bejbi got e tajt end blu blankyt?]

Yes, it has. / No, it hasn't.

[jes, it hes / not, it hesnt]

Has mum got a red skirt?

[hes mam got e red ske(r)t?]

Yes, she has. / No, she hasn't.

[jes, szy has / not, szy hesnt]

Has grandpa got a green jumper?

[hes grenpa got e grin dzamper?]

Yes, he has. / **No, he hasn't.**

[jes, hi hes / not, hi hesnt]

2. Popatrz, przeczytaj i wybierz właściwą odpowiedź.
Look, read and choose the right answer.

[luk, rid end czus de rajt anser]

Patty's favourite skirt is **blue** / green.

[patis fejwrt ske(r)t is

blu / grin]

Patty's favourite socks are orange / **blue**.

[patis fejwrt soks ar

oryndz / blu]

Betty's favourite trousers are red / **green**.

[betis fejwrt tratzers ar

red / grin]

Betty's favourite T-shirt is **yellow** / red.

[betis fejwrt tiszert is

jeloł / red]



1. Popatrz, przeczytaj i napisz po śladzie właściwe słowo.

Look, read and trace the right word.

[luk, rid end trejs de rajt te(r)d]

Pete's favourite

skirt / T-shirt

is yellow and orange.

[pits fejrwt ske(r)t / tiszert is jeloł end oryndż]



Pete's favourite

trousers / boots

are green.

[pits fejrwt tratzers / buts ar grin]

Mike's favourite

boots / socks

are yellow.

[majks fejrwt buts / soks ar jeloł]

Mike's favourite

T-shirt / jacket

is red.

[majks fejrwt tiszert / dzakyt is red]

2. Przeczytaj, połącz i napisz słowa po śladzie.

Read, match and trace the words.

[rid, mecz end trejs de te(r)ds]



I'm wearing a green dress, pink scarf and brown shoes.

[ajm terin e grin dres, pynk skarf end bratn szus]



I'm wearing a blue jumper, purple trousers and yellow socks.

[ajm terin e blu dzamper, perpl tratzers end jeloł soks]



dress

scarf

jumper

socks

1. Przeczytaj. Wskaż zabawkę.

Read. Pick the toy.

[rid. pyk de toj]

My doll has brown hair, red skirt and yellow T-shirt.

[maj dol hes braŋn he(r), red ske(r)t end jeloł tiszert]




My drum is red and orange.

[maj dram is red end ɔryndź]



My plane is orange and it has red wings.

[maj plejn is ɔryndź end it hes red tyngs]



2. Popatrz, przeczytaj, napisz odpowiedź.

Look, read, write the answer.

[luk, rid, rajt de anser]

What colour is the tree?

[tot kaler is de tri]

The tree is orange.



What colour is grass?

[tot kaler is gras]

The grass is green.

How many trees can you see?

[hat meni tris ken ju si]

I can see one tree.

What colour is a sunflower?

[tot kaler is e sanfla(r)]

A sunflower is yellow.

What animal can you see?

[tot anymal ken ju si]

I can see a snail.

1. Przeczytaj i pokoloruj bałwanka.
Read and colour the snowman.

[rɪd end kælər de snəʊmən]

I have a brown hat and red scarf.
My big snowball is white and blue. My small snowball and my head are orange.

[aɪ hæv e brɑʊn het end red skɑːf.
maɪ bɪg snəʊbɔːl ɪz taɪt end blu.
maɪ smɔːl snəʊbɔːl end maɪ hed
ɑː ɔːrɪndʒ]



2. Policz motylki. Napisz.
Count the butterflies. Write.

[kaʊnt de bʌtərflaɪs. raɪt]

One brown butterfly.
[ʌn] [bʌtərflaɪ]

One purple butterfly.
[ʌn] [bʌtərflaɪ]

Three pink and blue butterflies.
[θriː] [end] [bʌtərflaɪs]

Pair of yellow and green butterflies.
[peɪr əv] [end] [bʌtərflaɪs]

How many is a pair? Write the number!

[haʊ mæni ɪz e peɪr? raɪt de nʌmbe(r)]

2

1. Przeczytaj, popatrz i dopasuj.

Read, look and match.

[rid, luk end mecz]



Hello!
[helo]


Good morning!
[gud mo(r)nin]

Bye!
[baj]

Hi, I'm Betty!
[haj, ajm beti]

Good morning,
my name is Steven.
[gud mo(r)nin,
maj nejm is stiwen]

Goodbye!
[gudbaj]



1. Przeczytaj, popatrz i dopasuj.

Read, look and match.

[rid, luk end mecz]

Who is this? This is Bill.

[hu is dis? dis is bil]



Who is this? This is Patty.

[hu is dis? dis is pati]

Who is this? This is Mrs Brown.

[hu is dis? dis is mysys bratn]

Who is this? This is Mr Smith.

[hu is dis? dis is myster smif]

1. Policz i dopasuj.
Count and match.

[katnt end mecz]

2

1

10

8

3

9

6

4

7

5

3

2

9

1

4

8

5

7

10

6

one
[ʌn]

two
[tu]

three
[fri]

four
[fo(r)]

five
[faɪf]

six
[sɪks]

seven
[sevn]

eight
[eɪt]

nine
[naɪn]

ten
[ten]

1. Policz i wskaż właściwą liczbę.
Count and pick the right number.

[ka:nt end pyk de rajt nambe(r)]

How many? one / three

[ha:t meni]


[tan / fri]



How many? two / five

[ha:t meni]

[tu / fajf]



How many? six / eight

[ha:t meni]


[siks / ejt]



How many? four / seven

[ha:t meni]

[fo(r) / sewen]



How many? three / four

[ha:t meni]

[fri / fo(r)]



How many? two / five

[ha:t meni]

[tu / fajf]



How many? three / six

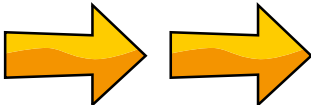




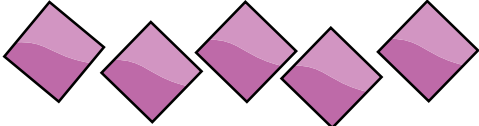

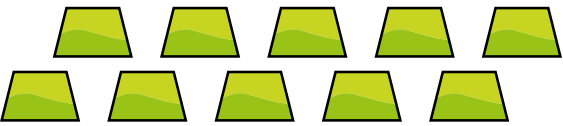


[ha:t meni]

[fri / siks]



1. Policz i połącz. Napisz właściwą cyfrę.
Count and match. Write the right number.

[ka:nt end mecz. rajt de rajt nambe(r)]

	one [tan]	1
	two [tu]	2
	three [fri]	3
	four [fo(r)]	4
	five [fajf]	5
	six [siks]	6
	seven [sewen]	7
	eight [ejt]	8
	nine [najn]	9
	ten [ten]	10

1. Popatrz i policz. Napisz.

Look and count. Write.

[luk end katnt. rajt]



3

How many squares?

[hat meni skte(r)s]



4

How many triangles?

[hat meni trajengls]



2


How many circles?

[hat meni serkls]

2. Pokoloruj trójkąty na zielono, koła na żółto, kwadraty na różowo.

Colour triangles green, circles yellow, squares pink.

[kaler trajengls grin, serkls jelot, skte(r)s pynk]



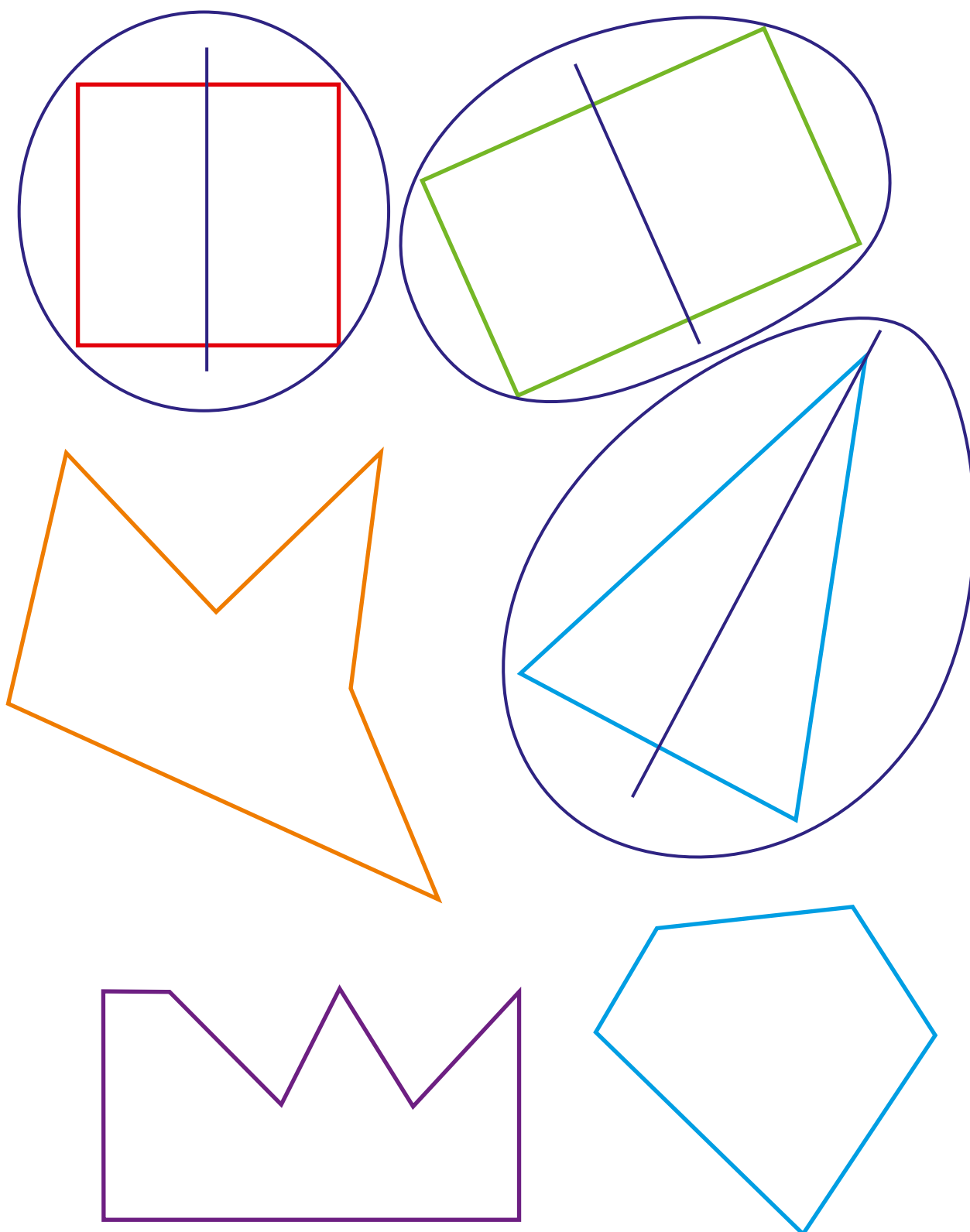
How many circles?

[hat meni serkls]

5

1. Znajdź i narysuj oś symetrii. Otocz kółkiem symetryczne figury.
Find and draw the line of symmetry. Circle symmetrical shapes.

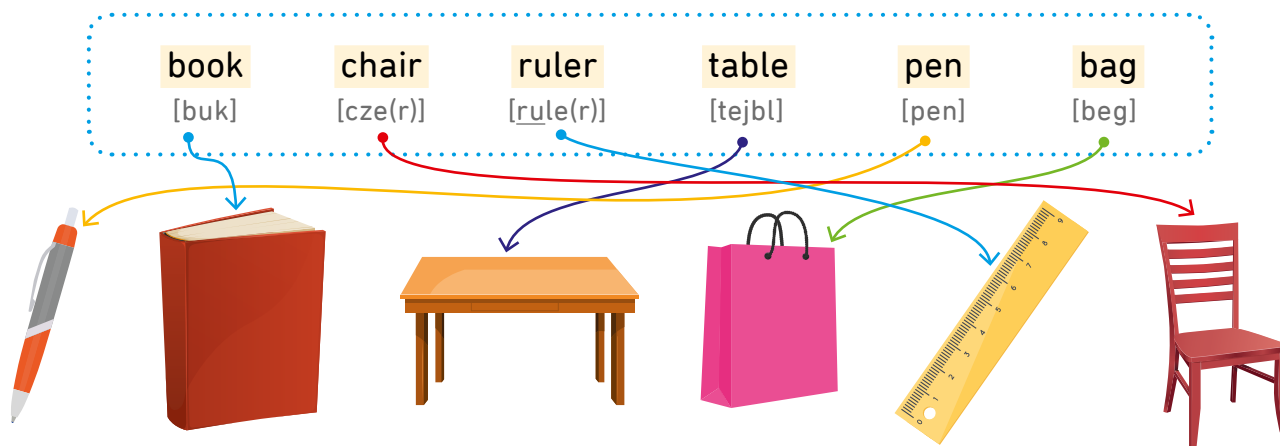
[fajnd end dro de lajn of symetri. serkl symetrikal szejps]



1. Przeczytaj i dopasuj.

Read and match.

[rid end mecz]



2. Co jest w klasie? Napisz po śladzie właściwe słowa.

What's in the classroom? Trace the right words.

[tots in de klasrum? trejs de rajt te(r)ds]



bag book sticker chair desk

ruler pencil pen game

1. Przeczytaj. Znajdź właściwy rysunek.

Read. Find the right picture.

[rid. fajnd de rajt pykcz(r)]

I've got a ruler.

[ajw got e rule(r)]

I've got a pencil.


[ajw got e pensyl]

I've got a pencil-case.

[ajw got e pensyl kejs]

I've got a rubber.

[ajw got e raber]



2. Znajdź właściwy przedmiot.

Find the right thing.

[fajnd de rajt fyn(g)]

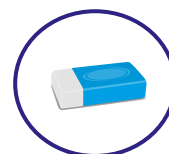
Can you find the chair?

[ken ju fajnd de cze(r)]




Can you find the rubber?

[ken ju fajnd de raber]



Can you find the book?

[ken ju fajnd de buk]



Can you find the table?

[ken ju fajnd de tejbł]



1. Popatrz i dopasuj. Odpowiedz na pytania.
Look and match. Answer the questions.

[luk end mecz. anser de kłesczns]



bag

6

[beg]

pencil-case

2

[pensyl kejs]

book

3

[buk]

ruler

1

[rule(r)]

rubber

5

[raber]

pen

4

[pen]

How many rulers are in the picture?

[hət meni rule(r)s ar in de pykcze(r)?]

six / **two** / four

siks / tu / fo(r)]

How many books are in the picture?

[hət meni buks ar in de pykcze(r)?]

two / eight / **three**

tu / ejt / fri]

How many rubbers are in the picture?

[hət meni rabers ar in de pykcze(r)?]

four / **one** / three

fo(r) / tan / fri]

1. Odpowiedz na pytania. Napisz po śladzie właściwe słowo.
Answer the questions. Trace the right word.

[anser de ktesczns. trejs de rajt te(r)d]

What's this?

[tots dis]



This is a school / a classroom.

What's this?

[tots dis]



This is a ruler / a sticker.

Who's this?

[hus dis]



This is my friend / teacher.

What's this?

[tots dis]



This is a class / a book.

1. Popatrz, przeczytaj i dopasuj.

Look, read and match.

[luk, rid end mecz]

Sing the song!

[sin(g) de song]



Stand up!

[stend ap]



Listen!

[lɪsɪn]



Clap your hands!

[klep jɔr hendz]



Sit down!

[sɪt daʊn]



1. Popatrz i dopasuj.
Look and match.

[luk end mecz]

grandma
[grenma] 5

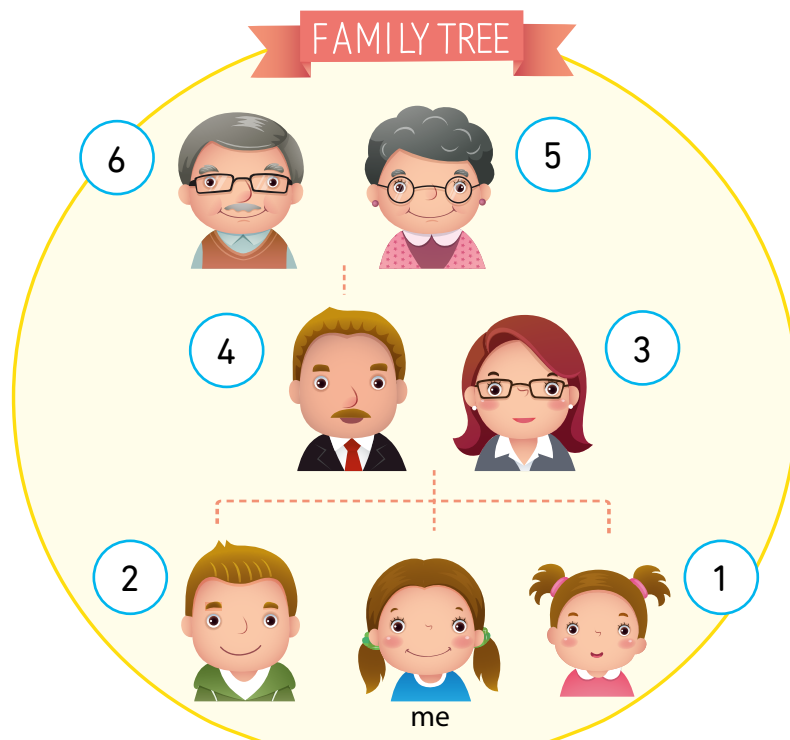
mum
[mam] 3

sister
[syste(r)] 1

dad
[ded] 4

grandpa
[grenpa] 6

brother
[brader] 2



2. Popatrz i wybierz właściwą odpowiedź.
Look and choose the right answer.

[luk end czus de rajt anser]



Is my sister little?

[is maj syste(r) lytl?]

Yes, she is. / No, she isn't.

[jes, szy is / not, szy isnt]



Is my brother big?

[is maj brader byg?]

Yes, he is. / No, he isn't.

[jes, hi is / not, hi isnt]

1. Popatrz i odpowiedz na pytania.
Look and answer the questions.

[luk end anser de kłesczns]



Is there a boy in the picture?

[is der e boj in de pykcze(r)?]

Yes, there is. / No, there isn't.

[jes, der is / not, der isnt]



How many boys are in the picture?

[hať meni bojs ar in de pykcze(r)?]

There is one / are three / are four boys in the picture.

[der is tan / ar fri / ar fo(r) bojs in de pykcze(r)]



Is there a baby in the picture?

[is der e bejbi in de pykcze(r)?]

Yes, there is. / No, there isn't.

[jes, der is / not, der isnt]



Is there a grandma in the picture?

[is der e grenma in de pykcze(r)?]

Yes, there is. / No, there isn't.

[jes, der is / not, der isnt]



How many girls are in the picture?

[hať meni gerls ar in de pykcze(r)?]

There are two / four / seven girls in the picture.

[der ar tu / fo(r) / sewen gerls in de pykcze(r)]



Are there brother and sister in the picture?

[ar der brader end syste(r) in de pykcze(r)?]

Yes, there are. / No, there aren't.

[jes, der ar / not, der arent]

1. Popatrz na zdjęcia. Napisz słowa po śladzie.

Look at the photos. Trace the words.

[luk et de fottots. trejs de te(r)ds]



My grandpa is a

[maj grenpa is e]

doctor.



My dad is a

[maj ded is e]

pilot.



My mum is a

[maj mam is e]

teacher.



My grandma is a

[maj grenma is e]

vet.



This is Jake's grandma. She is a

[dis is dzejks grenma. szy is e]

fortune teller.

1. Popatrz, przeczytaj i dopasuj.
Look, read and match.

[luk, rid end mecz]



2 Pete's grandpa is a police officer.
[pits grenpa is e polis ofyse(r)]

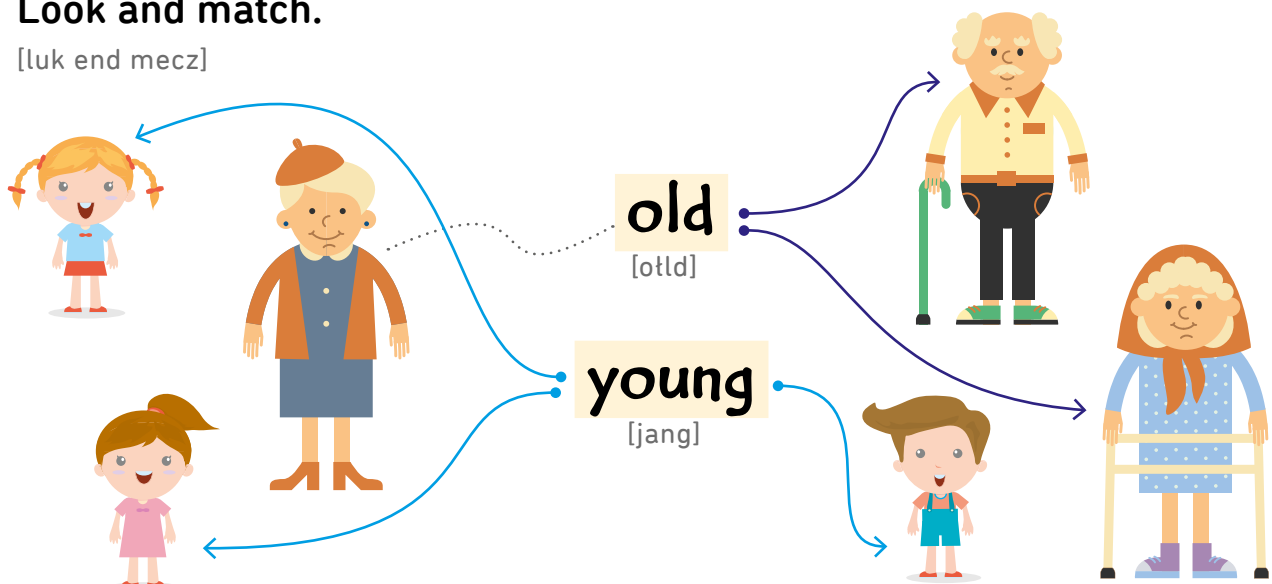
1 Rick's brother is a firefighter.
[riks brader is e faj(e)r faj(e)r]

4 Polly's dad is a chef.
[pɒlis ded is e szef]

3 Jackie's sister is a nurse.
[dʒeikis syste(r) is e ners]

2. Popatrz i dopasuj.
Look and match.

[luk end mecz]



1. Popatrz na rysunki. Wybierz poprawną odpowiedź.
Look at the pictures. Choose the correct answer.

[luk et de pykcz(e)r)s. czus de korekt anser]

Megan's family – mum, dad, two sisters,
one brother.

[megans femyli – mam, ded, tu syste(r)s,
tan brader]

Who's missing in the photo?

[hus mysin in de fottoł?]

brother / **sister** / mum

[brader / syste(r) / mam]



Brian's family – mum, dad, grandma,
Brian and his sister.

[brajans femyli – mam, ded, grenma,
brajan end his syste(r)]

Who's missing in the photo?

[hus mysin in de fottoł?]

grandma / sister / mum

[grenma / syste(r) / mam]

Christopher's family – mum, dad,
Christopher and Sue.

[kristofers femyli – mam, ded,
kristofer end sju]

Who's missing in the photo?

[hus mysin in de fottoł?]

dad / **Christopher** / Sue

[ded / kristofer / sju]



1. Policz i wybierz odpowiedź. Napisz po śladzie właściwe słowo.
Count and choose the answer. Trace the right word.

[ka:nt end czus de anser. trejs de rajt te(r)d]



How old is she? She is

four / six

years old.

[hat otld is szy? szy is fo(r) / siks jers otld]



How old is he? He is

seven / nine

years old.

[hat otld is hi? hi is sewen / najn jers otld]

2. Przeczytaj, dopasuj i pokoloruj.
Read, match and colour.

[rid, mecz end kaler]

There are three balloons.
One is blue, one is red and one is pink.



[der ar fri baluns. tan is blu, tan is red end tan is pynk]

There are five flowers.
Two are yellow, two are white and one is blue.

[der ar fajf flate(r)s. tu ar jelot, tu ar tajt end tan is blu]

There are five candles.
Three are green, one is red and one is brown.

[der ar fajf kendls. fri ar grin, tan is red end tan is bratn]



1. Przeczytaj i dopasuj. Napisz.

Read and match. Write.

[rid end mecz. rajt]

birthday card

[berfdej kard]

cake

[kej:k]

present

[preznt]

balloon

[balun]

stamp

[stamp]

badge

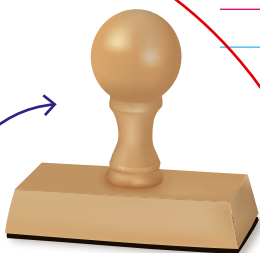
[badz]

party bag

[parti beg]



present



stamp




badge



party bag



cake



balloon



birthday card

1. Przeczytaj i dopasuj.

Read and match.

[rid end mecz]



1 This is for you! Open it!
[dis is fo(r) ju! ɔpən it]

2 For me? Thank you!
[fo(r) mi? fenk ju]

1 Is this for me?
[is dis fo(r) mi]

2 Yes, for you.
[jes, fo(r) ju]

2. Popatrz i dopasuj. Napisz po śladzie.

Look and match. Trace the words.

[luk end mecz. trejs de te(r)ds]



picnic

birthday

party

1. Sprawdź i napisz.

Check and write.

[czek end rajt]




Paul



Emily



Jim



Paul has got **3** presents.
[pol hes got preznts]

Emily has got **5** presents.
[emili hes got preznts]

Jim has got **4** presents.
[džim hes got preznts]



1. Przeczytaj i otocz kółkiem na rysunku.

Read and circle in the picture.


[rid end serkl in de pykcze(r)]



2. Przeczytaj i otocz kółkiem na rysunku.


Read and circle in the picture.

[rid end serkl in de pykcze(r)]



1. Co oni robią? Napisz słowa po śladzie, a potem samodzielnie.
What are they doing? Trace the words and rewrite them.

[tɒt ar deɪ duːn? treɪs de te(r)dz end reːaɪt dem]



She is brushing
her hair.

[ʃiːz ɪz brʌʃɪn her he(r)]

brush

brush



He is washing
his hands.

[hiːz ɪz ˈwɒʃɪn hɪz hendz]

wash

wash




She is cleaning
her teeth.

[ʃiːz ɪz kliːnɪn her tiːθ]

clean

clean



She is drying
her hair.

[ʃiːz ɪz draɪɪn her he(r)]

dry

dry

2. Popatrz i przeczytaj. Prawda czy fałsz? Zaznacz (✓) albo (✗).
Look and read. True or false? Mark (✓) or (✗).

[lʊk end riːd. tru or fɔːls? mɑː(r)k (✓) or (✗)]



dirty

[dɜːti]



clean

[kliːn]



tidy

[taɪdi]



clean

[kliːn]



1. Popatrz na obrazki. Dobrze czy źle? Pokoloruj kwadracik na zielono, jeśli dobrze, lub na brązowo, jeśli źle.

Look at the pictures. Good or bad? Colour square green if good or brown if bad.

[luk et de pykce(r)s. gud or bed? kaler skte(r) grin if gud or bratn if bed]



Touch your leg!

[tacz jor leg]



Touch your mouth!

[tacz jor mauf]



Touch your ear!

[tacz jor ije(r)]



Touch your arm!


[tacz jor arm]



2. Przeczytaj i narysuj.


Read and draw.

[rid end dro]



I'm a boy. I have got blue eyes, short brown hair and big nose.

[ajm e boj. i hew got blu ajs, szort bratn he(r) end big notz]



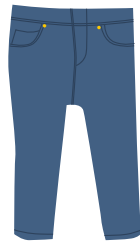
I'm a girl. I have got long yellow hair, green eyes and small ears.

[ajm e gerl. i hew got lon(g) jelot he(r), grin ajs end smol ije(r)s]


1. Popatrz na obrazki. Czego brakuje? Dorysuj.
Look at the pictures. What's missing? Draw it.

[luk et de pykce(r)s. tots mysin? dro it]

jumper [dżamper] shoe [szu] sock [sok] dress [dres] trousers [tratzers]



pyjamas [pydżamas] skirt [ske(r)t] T-shirt [tiszert] scarf [skarf] coat [kott]



coat [kott] jumper [dżamper] dress [dres] pyjamas [pydżamas] hat [het]



1. Popatrz na rysunki i wybierz właściwe polecenie.

Look at the pictures and choose the correct option.

[luk et de pykcze(r)s end czus de korekt ɔpszyn]




- **Take off /**
 - **Put on**
- your jacket.

[tejk of / put on
jor dżakyt]



- Take off /
 - **Put on**
- your scarf.

[tejk of / put on
jor skarf]



- Take off /
 - **Put on**
- your hat.

[tejk of / put on
jor het]



- Forget /
 - **Don't forget**
- your umbrella.

[forget / dont forget
jor ambrela]

2. Dokończ rysunek, napisz po śladzie właściwe słowo.

Complete the picture, trace the right word.

[kompliit de pykcze(r), trejs de rajt te(r)d]



dress



boots



jumper

1. Popatrz i dopasuj pomieszczenia do ich nazw.

Look and match the rooms to their names.

[luk end mecz de rums tu deir nejms]



6 garden
[gardn]

1 kitchen
[kyczyn]

2 bathroom
[bafrum]

4 living room
[lywin rum]

7 house
[hats]

10 cellar
[sela(r)]

9 window
[tyndot]

5 attic
[etyk]

8 roof
[ruf]

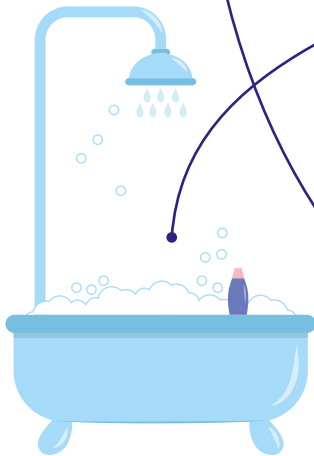

3 bedroom
[bedrum]

1. Popatrz i dopasuj. Napisz po śladzie.

Look and match. Trace the words.

[luk end mecz. trejs de te(r)ds]

chair bin bath table bed



washing machine

cupboard

1. Przeczytaj słowa, znajdź na rysunku przedmioty i otocz je kółkiem.
Read the words, find these things in the picture and circle.

[rɪd de te(r)ds, fajnd dis fyngs in de pykce(r) end serkl]

towel

[tətel]

soap

[soʊp]

toothbrush

[tuʊbrʌʃ]

hairbrush

[heɪbrʌʃ]

shampoo

[ʃæmpu]

duck

[dʌk]



2. Napisz po śladzie.
Trace the words.

[trejs de te(r)ds]

towel soap toothbrush

hairbrush shampoo duck


1. Popatrz i odpowiedz na pytania. Dopasuj odpowiedzi.
Look and answer the questions. Match.

[luk end anser de kłesczns. mecz]




kitchen

[kyczyn]



bedroom

[bedrum]



living room

[lywin rum]



bathroom

[bafrum]

Where is the television?

[ter is de telewizyn]

Where is the towel?

[ter is de tael]

Where is the picture with flowers painted on it?

[ter is de pykcz(e)r tyf flate(r)s pejntyd on it]

Where is the cupboard?

[ter is de kaberd]

In the kitchen.

[in de kyczyn]

In the living room.

[in de lywin rum]

In the bedroom.

[in de bedrum]

In the bathroom.

[in de bafrum]

1. Popatrz na obrazek i zakreśl kółkiem właściwe słowa.
Look at the picture and circle the right words.

[luk et de pykce(r) end serkl de rajt te(r)ds]



What's in my room?

[tots in maj rum]

bed towel chair box radio books

[bed] [tətel] [cze(r)] [boks] [rejdjo] [buks]



What's in the kitchen?


[tots in de kyczyn]

chairs television table

[cze(r)s] [telewiżyn] [tejbl]

pencil cupboard bath

[pensyl] [kaberd] [baf]



What's in my living room?

[tots in maj lywin rum]

table chair window bed

[tejbl] [cze(r)] [tyndot] [bed]

washing machine door

[toszin meszin] [do(r)]

2. Napisz po śladzie.
Trace the words.


[trejs de te(r)ds]

bed table kitchen living room

1. Dopasuj podpisy do obrazka. Napisz słowo po śladzie, a potem samodzielnie.

Match words to the picture. Trace the words and rewrite them.

[mecz te(r)ds to de pykce(r). trejs de te(r)ds end rerajt dem]



window
window

path
path

door
door

garden
garden

tree tree
roof roof

2. Popatrz i odpowiedz.

Look and answer.

[luk end anser]



Where is dad?

[ter is ded]

Where is grandpa?

[ter is grenpa]

Where is mum?

[ter is mam]

Where is grandma?

[ter is grenma]

In the shop.

[in de szop]

In the park.

[in de park]

In the library.

[in de lajbreri]

In the supermarket.

[in de sjupe(r) ma(r)kjet]

1. Napisz po śladzie, a potem samodzielnie.

Trace the words and rewrite them.

[trejs de te(r)ds end rerajt dem]

It's cold!

[its kotld]



cold

cold
cold

It's hot!

[its hot]



hot

hot
hot

It's warm – it's ok!

[its torm – its okej]



warm

warm
warm

2. Popatrz na obrazek. Odpowiedz na pytania.

Look at the picture. Answer the questions.

[luk et de pykcze(r). anser de klesczn]

Has she got long or short hair?

[hes szy got lon(g) or szort he(r)?]

long / short

[lon(g) / szort]

How many lamps are in the room?

[hat meni lemps ar in de rum?]

two / three / one

[tu / fri / tan]

How many armchairs are in the room?

[hat meni armcze(r)s ar in de rum?]

one / two / four

[tan / tu / fo(r)]

Is she picking up books, rubbish or clothes?

[is szy pykin ap buks, rabysz or klofs?]

books / rubbish / clothes

[buks / rabysz / klofs]

**Daisy is cleaning
her room.**

[deizi is klining her rum]



1. Popatrz na mapę i napisz.
Look at the map and write.

[luk et de mep end rajt]

supermarket

[sjuer markyt]

park

[park]

school

[skul]

library

[lajbreri]

café

[kafej]

shop

[szop]

shed

[szed]

library

school

supermarket



park

shop


shed

café

1. Przeczytaj i pokoloruj. Napisz po śladzie.

Read and colour. Trace the words.


[rɪd end kaler. trejs de te(r)ds]



van

This is a van. It is blue and green. It has yellow wheels.

[dɪs ɪz ə vən. ɪt ɪz blu end grin. ɪt hɛz jelot tɪls]



bus

This is a bus. It is red. It has an orange door and grey wheels.

[dɪs ɪz ə bʌs. ɪt ɪz red. ɪt hɛs ɔrɪndʒ do(r) end greɪ tɪls]

1. Popatrz, przeczytaj, zaznacz właściwą odpowiedź.

Look, read, circle the right answer.

[luk, rid, serkl de rajt anser]



Is this a guitar?

[is dis e gita(r)]

Yes, it is.

No, it isn't.

[jes, it is / no, it isnt]



Is this a train?

[is dis e trejn]

Yes, it is.

No, it isn't.

[jes, it is / no, it isnt]



Is this a doll?

[is dis e dol]

Yes, it is.

No, it isn't.

[jes, it is / no, it isnt]



Is this a drum?

[is dis e dram]

Yes, it is.

No, it isn't.

[jes, it is / no, it isnt]



Is this a plane?

[is dis e plejn]

Yes, it is.

No, it isn't.

[jes, it is / no, it isnt]



Is this a car?

[is dis e kar]

Yes, it is.

No, it isn't.

[jes, it is / no, it isnt]



Is this a dinosaur?

[is dis e da:neso(r)]

Yes, it is.

No, it isn't.

[jes, it is / no, it isnt]



Is this a boat?

[is dis e bott]

Yes, it is.

No, it isn't.

[jes, it is / no, it isnt]

1. Dopasuj podpisy do obrazków. Przepisz.
Match the words to the pictures. Rewrite them.

[mecz de te(r)ds tu de pykcze(r)s. rerajt dem]



Play the game! [plej de gejm]

game game



Look at the rainbow! [luk et de rejnbot]

rainbow rainbow



Drive the car! [drajw de kar]

car car



Beat the drum! [bit de dram]

drum drum




Paint the picture! [pejnt de pykcze(r)]

picture picture

1. Co to jest? Pokoloruj i podpisz obrazek.

What's this? Colour and name the picture.

[tots dis? kaler end nejm de pykcze(r)]



1. red [red]

5. brown [braʊn]

2. green [grɪn]

6. blue [blu]

3. purple [pɜ:pəl]

7. orange [ɒrɪndʒ]

4. pink [pɪŋk]

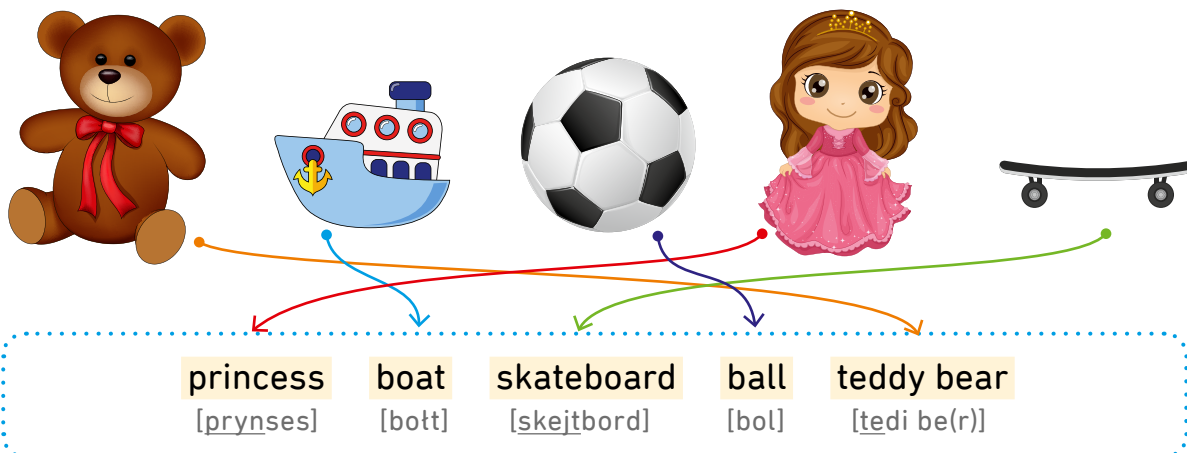
8. yellow [jeləʊ]

This is a train.

2. Popatrz i dopasuj.

Look and match.

[luk end mecz]



1. Przeczytaj i pokoloruj.

Read and colour.

[rid end kaler]



My teddy bear is brown,
he has got yellow toes,
pink fingers and red ears.

[maj tedi be(r) is braŋn, hi hes got jelot toŋs,
pynk fynge(r)s end red ije(r)s]



My doll has got brown hair
and a yellow crown. She is wearing
a green T-shirt, red skirt and purple shoes.

[maj dol hes got braŋn he(r) and e jelot kraŋn. ŝzi is
terin e grin tiszert, red ske(r)t end perpl ŝzus]


2. Popatrz i dopasuj. Wybierz i otocz kółkiem właściwe słowo.

Look and match. Select the right word and circle it.


[luk end mecz. selekt de rajt te(r)d end serkl it]



1




2




3



4



5



6

He / she is jumping.

[hi / ŝzi is dżampin]

2

He / she is shaking body.

[hi / ŝzi is szejkin bodi]

1

He / she is dancing.

[hi / ŝzi is densin]

6

He / she is clapping hands.

[hi / ŝzi is kłepin hends]

3

He / she is wiggling legs.

[hi / ŝzi is tiqlin legs]

4

He / she is waving hands.

[hi / ŝzi is tejwin hends]

5

1. Popatrz i wybierz właściwą odpowiedź. Napisz.
Look and choose the right answer. Write.


[luk end czus de rajt anser. rajt]



Can you ride a bike?

[ken ju rajd e bajk]

Yes, I can.



Can you swim?

[ken ju stym]

No, I can't.



Can you play the violin?

[ken ju plej de wajelin]

Yes, I can.



Can you dance?

[ken ju dens]

Yes, I can.



Can you ride a scooter?

[ken ju rajd e skute(r)]

No, I can't.

1. Odpowiedz na pytania.

Answer the questions.

[anser de kłesczns]

Mike
[majk]

Susie
[sjuzi]

Olivia
[oliwia]

Andy
[endi]

Who can play the guitar? [hu ken plej de gita(r)]

Who can play the piano? [hu ken plej de pjanot]

Who can play the drum? [hu ken plej de dram]

Who can play the violin? [hu ken plej de wajelin]

Mike Susie Andy Olivia Mike Susie Andy OliviaMike Susie Andy OliviaMike Susie Andy Olivia

1. Podpisz obrazki, używając słów z ramki.

Label the pictures with the words from the box.

[leɪbəl de ˈpɪkʃə(r)s tɪf de te(r)dz frəm de bɒks]

tiger

cat

frog

panda

squirrel

shark

dog

fish

[taɪdʒə(r)]

[kæt]

[frɒɡ]

[ˈpændə]

[ˈskwɪrəl]

[ʃɑːk]

[dɒɡ]

[fɪʃ]



cat



panda



dog



fish



frog



shark



tiger

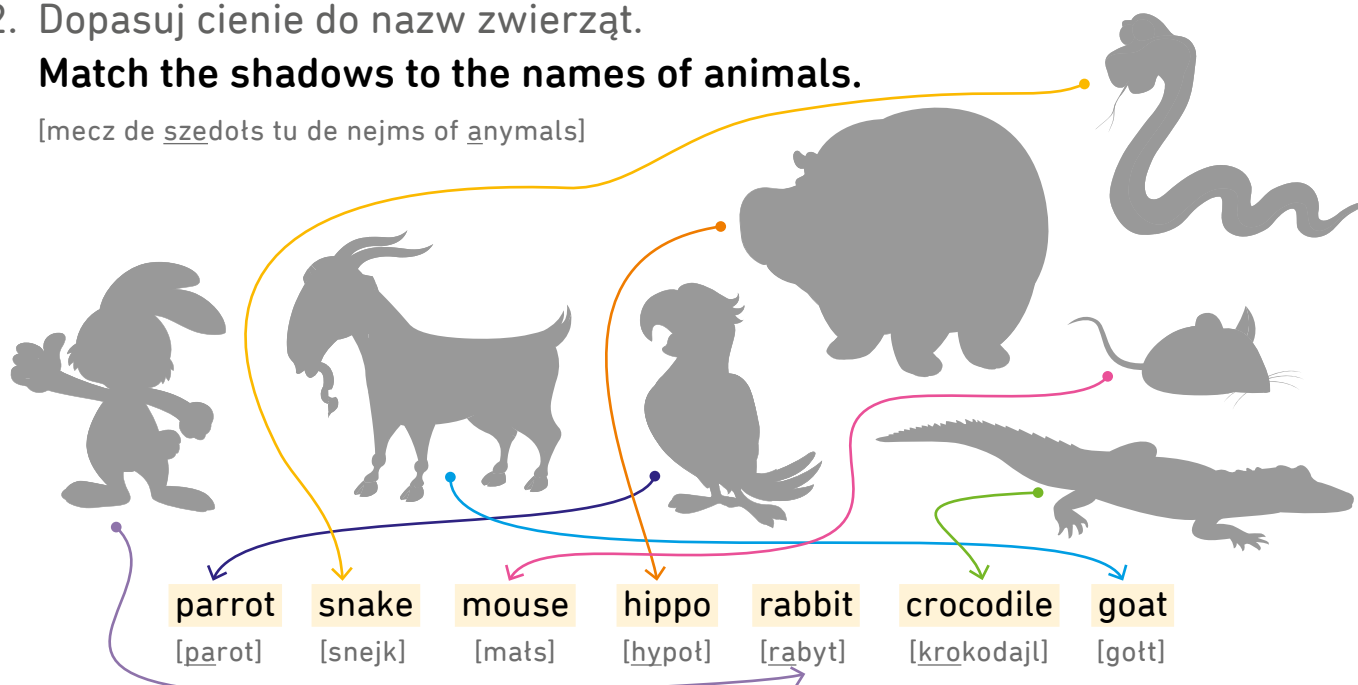


squirrel

2. Dopasuj cienie do nazw zwierząt.

Match the shadows to the names of animals.

[mecz de ˈʃeɪdɔz tu de neɪmz ɒf ˈænɪməls]




1. Popatrz i dopasuj.
Look and match.

[luk end mecz]




eagle ③ [igł] horse ⑥ [hors] cow ④ [kat] hen ① [hen] fox ⑤ [foks] snail ⑦ [snejl] chicken ② [czykn]

2. Znajdź nazwy zwierząt i pokoloruj na niebiesko.
Find the names of animals and colour blue.

[fajnd de nejms of animals end kaler blu]

X	D	U	C	K	C	A	S	P
B	V	E	U	C	K	L	H	G
O	T	T	E	R	Y	O	E	R
F	D	Z	M	O	O	S	E	I
B	U	G	Z	W	D	T	P	H



1. Popatrz i przeczytaj. Prawda czy fałsz? Zaznacz (✓) albo (✗).

Look and read. True or false? Mark (✓) or (✗).

[luk end rid. tru or fols? ma(r)k (✓) or (✗)]



This is a hamster.

[dis is e hamste(r)]



This is a dog.

[dis is e dog]



This is an owl.

[dis is en atl]



This is a lamb.

[dis is e lem]



This is a cheetah.

[dis is e czita]



This is a zebra.

[dis is e zibra]

2. Uzupełnij tabelkę. Napisz nazwy zwierząt.

Complete the table. Write the names of the animals.

[kompli:t de te:bl. rajt de nejms of de animals]

Where does this animal live?	in the zoo	at home
 tiger	✓	
 cat		✓

Where does this animal live?	in the zoo	at home
 fish	✓	✓
 tortoise	✓	✓

tiger cat fish tortoise

[tʌɪdʒə(r)] [kæt] [fɪʃ] [tɔ(r)tes]

1. Przeczytaj i dopasuj zdania do obrazków. Podpisz obrazki.

Read and match the sentences to the pictures. Label the pictures.

[rid end mecz de sentensys tu de pykcz(r)s. lejbel de pykcz(r)s]

It has got four wings and no tail.

[it hes got for tyngs end not tejl]



bee

It has got many legs.

[it hes got meni legs]



kitten

It has got a shell.

[it hes got e szel]



caterpillar

It has got a long neck.

[it hes got e lon(g) nek]



tortoise

It has got a long tail and four legs.

[it hes got e lon(g) tejl end fo(r) legs]



vulture

caterpillar

[katepilar]

bee

[bi]

tortoise

[to(r)tes]

kitten

[kytyn]

vulture

[wolczel]

1. Nazwij zwierzątka. Uzupełnij tabelę.
Name the animals. Complete the table.

[nejm de anymals. kompliit de tejbł]

goldfish

[goldfysz]

gorilla

[goryla]

parrot

[parot]

dog

[dog]

butterfly

[baterflaj]

animal	Can it climb?		Can it fly?		Can it run?		Can it jump?	
	Yes.	No.	Yes.	No.	Yes.	No.	Yes.	No.
 goldfish		x		x		x		x
 gorilla	✓			✗	✓		✓	
 parrot		✗	✓			✗	✓	
 dog		✗		✗	✓		✓	
 butterfly		✗	✓			✗		✗

1. Popatrz na obrazki, przeczytaj pytania i wpisz nazwę zwierzęcia.
Look at the pictures, read the questions and write the names of animals.

[luk et de pykce(r)s, rid de kłesczns end rajt de nejms of anymals]

yak

[jak]

seal

[sil]

dragonfly

[dragonflaj]

walrus

[to(l)rus]

jellyfish

[dželifysz]



Where does

walrus


live?

[ter das]

[lyw]

In water and on land.

[in toter end on lend]



Where does

yak

live?

[ter das]

[lyw]

On land.

[on lend]



Where does

dragonfly

live?

[ter das]

[lyw]

On land.

[on lend]



Where does

jellyfish


live?

[ter das]

[lyw]

In water.

[in toter]



Where does

seal

live?

[ter das]


[lyw]

In water.

[in toter]

1. Znajdź zwierzę i zaznacz kółkiem.
Find the animal and circle it.

[fajnd de anymal end serkl it]



Can you find the squirrel?

[ken ju fajnd de sktirel]



Can you find the bee?

[ken ju fajnd de bi]



Can you find the hedgehog?

[ken ju fajnd de hedżhog]



Can you find the tiger?

[ken ju fajnd de taige(r)]

2. Uzupełnij.

Complete. [komplɪt]

kitten

[kɪtɪn]

little

[lɪtl]

special

[spesʒ(o)]

favourite

[fejvɜrt]

This is my favourite pet. It is a kitten
[dis is maj] [pet. it is e]

His name is Śnieżek. He is little and white.
[his nejm is śnieżek. hi is] [end tajt]

He is very special to me.
[hi is weri] [tu mi]



1. Przeczytaj zdania i dopasuj je do zwierząt. Podpisz obrazki.
Read the sentences and match them to the animals. Label the pictures.

[rid de sentensys end mecz dem tu de anymals. lejbel de pykcz(e)r(s)]

This animal is big and quick. It can run and jump. It is black and white.

[dis anymal is byg end kłyk. it ken ran end dżamp. it is blek end tajt]

This animal is beautiful and noisy. It can fly. It lives in the nest.

[dis anymal is bju^tiful end nojzi. it ken flaj. it lyws in de nest]

This animal is grey or brown. It is small and quiet. It has got a long tail.

[dis anymal is grej or bratn. it is smol end kłajet. it hes got e lon(g) tejl]

This animal is fat, heavy and big. It is grey. It can swim.

[dis anymal is fet, hewi end byg. it is grej. it ken stym]

This animal is lovely and funny, but can be naughty. It can jump, run and hide.

[dis anymal is lawli end fani, bat ken bi noti. it ken dżamp, ran end hajd]



mouse



cat



zebra



hippo



parrot

1. Popatrz, przeczytaj, odpowiedz.

Look, read, answer. [luk, rid, anser]



Have you got a dog? [hew ju got e dog]

Yes, I have.



Have you got a parrot? [hew ju got e parot]

No, I haven't. I have a cat.



Have you got a kitten? [hew ju got e kytytn]

No, I haven't. I have a dog.



Have you got a parrot? [hew ju got e parot]

Yes, I have.

2. Narysuj i napisz o swoim zwierzątku domowym.

Draw and write about your pet.

[dro end rajt ebatt jor pet]

My favourite pet is

a cat.

[maj fejwrt pet is]

It's name is

Rudi.

[its nejm is]

It has got

four

legs

[it hes got]

[legs]

and its colour is

orange

[end its kaler is]

It's very


special

[its weri]

to me.

[tu mi]

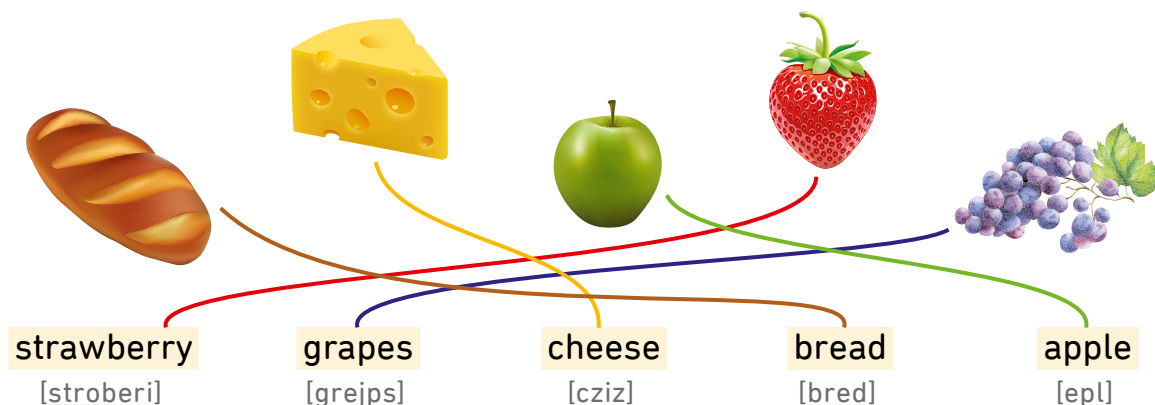
My pet

To przykład!
Narysuj swoje
zwierzątko.

1. Popatrz i dopasuj.

Look and match.


[luk end mecz]



2. Policz i napisz.

Count and write.

[katnt end rajt]



ice cream

[ajskrim]

3

three ice creams

sandwich

[sentycz]

7

seven sandwiches

pizza

[pica]

2

two pizzas

banana

[banana]

4

four bananas

mushroom

[maszrum]

3

three mushrooms

1. Przeczytaj i dopasuj. Podpisz.
Read and match. Write.

[rid end mecz. rajt]

milk
[mylk]

water
[toter]

salad
[salad]

meat
[mit]

orange juice
[oryndź dżus]

chocolate
[czoklyt]

berries
[beris]

I am hungry.
I can eat...

[aj em hangri. aj ken it...]




water



milk



orange juice



meat



berries

I am thirsty.
I can drink...

[aj em fersti. aj ken drynk...]



salad



chocolate

1. Popatrz, przeczytaj, uzupełnij zdania.
Look, read, complete the sentences.

[luk, rid, kompli't de sentensys]



I like

[aj lajk]

honey, pizza...

Spróbuj nazwać
pozostałe elementy!



I don't like

[aj dont lajk]

yoghurt, gummies...



I like

[aj lajk]

sweets, fruits...



I don't like

[aj dont lajk]

banana, chocolate...

1. Napisz o sobie!

Write about yourself!

[rajt ebatt jorself]

Do you like cheese?

[du ju lajk cziz]



Yes, I do.

Do you like milk?

[du ju lajk mylk]



No, I don't.

Do you like apples?

[du ju lajk epls]



Yes, I do.

Odpowiedz
według
upodobań!

Do you like yoghurt?

[du ju lajk jogert]



No, I don't.

Do you like meat?

[du ju lajk mit]



Yes, I do.

Do you like fruits?

[du ju lajk fruts]




Yes, I do.


2. Pokoloruj, napisz nazwy kolorów.

Colour, write the names of colours.


[kaler, rajt de nejms of kalers]




brown



red



























orange



yellow

1. Popatrz. Uzupełnij zdania.
Look. Complete the sentences.

[luk. kompliit de sentensys]

	Does Sally like it?	Does George like it?	Does Timmy like it?
			
			
			
			
			
			



Sally doesn't like

carrots.

Meat

is good,

[sali dasnt lajk]

[is gud]

but

cheese

is better.

[bat]

[is betər]

To przykład!
Spróbuj wypełnić
inaczej.



George doesn't like

apples.

Cheese

is good,

[dżordż dasnt lajk]

[is gud]

but

meat

is better.

[bat]

[is betər]



Timmy doesn't like

meat.

Apple

is good,

[timi dasnt lajk]

[is gud]

but

carrot

is better.

[bat]

[is betər]

1. Popatrz i uzupełnij zdania.
Look and complete the sentences.

[luk end kompli:t de sentensys]

Patty



Ben



Sam



breakfast [brekfest]			
lunch [lancz]			
dinner [dyne(r)]			

Patty has got

cereal

[pati hes got]

for breakfast.

[fo(r) brekfest]

Ben has got

toasts

[ben hes got]

for breakfast.

[fo(r) brekfest]

Sam has got a cake for

lunch.

[sam hes got e kejk fo(r)]

Ben

has got chicken for dinner.

[hes got czykn fo(r) dyne(r)]

Sam has got

rice

[sam hes got]

and meat for dinner.

[end mit fo(r) dyne(r)]

Patty has got an apple and carrots for





lunch.

[pati hes got en epl end karots fo(r)]

1. Popatrz i dopasuj.

Look and match.

[luk end mecz]

happy
[hepi]careful
[kerful]sad
[sed]excited
[eksajtyd]scared
[skerd]tired
[tajred]angry
[engri]

smutny

zły

ostrożny

podekscytowany

szczęśliwy

przestraszony

zmęczony

1. Popatrz na obrazki i napisz.
Look at the pictures and write.

[luk et de pykce(r)s end rajt]



He is
[hi is]

scared



He is
[hi is]

sad, tired



She is
[szi is]

tired



He is
[hi is]

angry




They are
[dej ar]

happy, excited



She is
[szi is]

angry



She is
[szi is]

scared



She is
[szi is]

careful

happy
[hepi]

careful
[kerful]

sad
[sed]

excited
[eksajtyd]

scared
[skerd]

tired
[tajred]

angry
[engri]

1. Napisz słowo. Popatrz i napisz właściwą cyfrę.

Write the word. Look and write the right number.

[rajt de te(r)d. luk end rajt de rajt nambe(r)]



frog
[frog]

frog 2



strawberry
[stroberi]

strawberry 2



Christmas
cracker
[krysmes
kraker]

Christmas 4

cracker



snowflake
[snotflejk]

snowflake 4



leaf
[lif]

leaf 1



snowball
[snotbol]

snowball 4



hedgehog
[hedzhog]

hedgehog 3



flower
[fla(r)]

flower 1



nest
[nest]

nest 2



swing
[stin]

swing 2



robin
[robyn]

robin 1



sledge
[sledz]

sledge 4



apple
[apl]

apple 3



daffodil
[defodyl]

daffodil 3

1. Zaznacz kółkiem właściwą odpowiedź.

Circle the right answer.

[serkl de rajt anser]



Is it windy?

[is it tyndi?]

Yes, it is. / No, it isn't.

[jes, it is / not, it isnt]

It's

[its]

windy



Is it sunny?

[is it sani?]

Yes, it is. / No, it isn't.

[jes, it is / not, it isnt]

It's

[its]

snowy



Is it rainy?

[is it rejni?]

Yes, it is. / No, it isn't.

[jes, it is / not, it isnt]

It's

[its]

rainy



Is it snowy?

[is it snoti?]

Yes, it is. / No, it isn't.

[jes, it is / not, it isnt]

It's

[its]

sunny



Is it cloudy?

[is it klatdi?]

Yes, it is. / No, it isn't.

[jes, it is / not, it isnt]

It's

[its]

foggy

1. Popatrz, przeczytaj i odpowiedz na pytania.

Look, read and answer the questions.

[luk, rid end anser de ktesczns]



Which animal sleeps in winter?

[ticz anymal slips in tynter]

Which animal flies in spring?

[ticz anymal flajs in sprin]

Which animal likes summer?

[ticz anymal lajks same(r)]

Which animal can you see in autumn?

[ticz anymal ken ju si in otem]

hedgehog

butterfly

hippo

squirrel

2. Popatrz i napisz.

Look and write.

[luk end rajt]

Sunday

[sandej]



sunny

Monday

[mandej]



rainy

Tuesday

[tjuzdej]



cloudy

Wednesday

[tenzdej]



foggy

Thursday

[fer'zdej]



windy

Friday

[frajdej]



sunny

Saturday

[saterdej]



snowy

1. Popatrz i napisz.

Look and write.

[luk end rajt]



Christmas tree

[krysmes tri]

Christmas stocking

[krysmes stokin]

star, candle

[sta(r)] [kendl]

present, bauble

[preznt] [babel]

① candle świeczka

② star gwiazda

③ present prezent

④ bauble bombka

⑤ Christmas stocking skarpeta na prezenty

⑥ Christmas tree choinka
bożonarodzeniowa

2. Popatrz, przeczytaj i uzupełnij.

Look, read and complete.

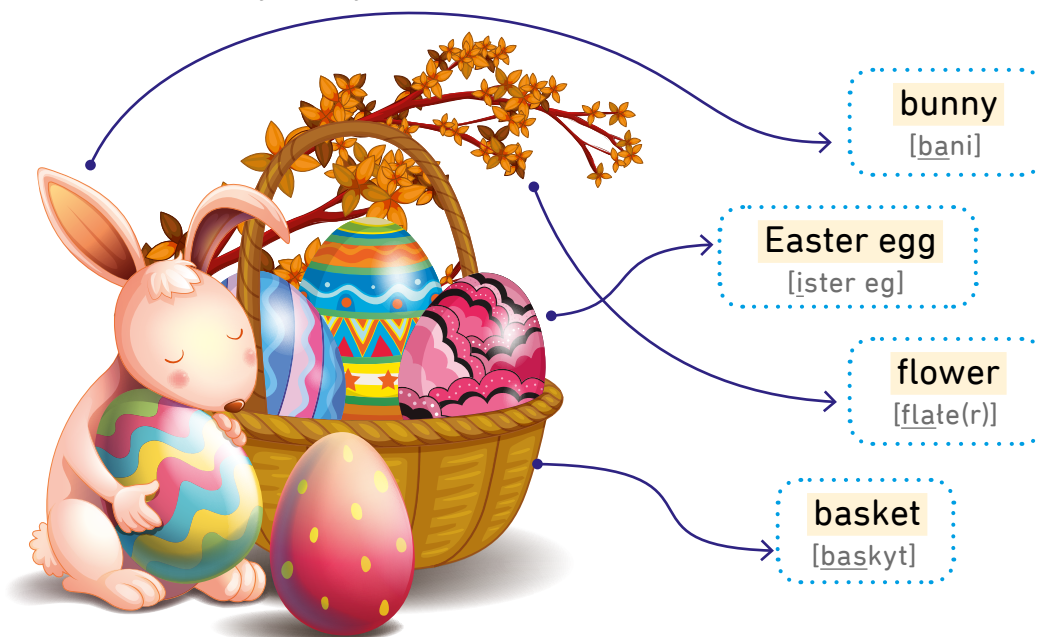
[luk, rid end kompli]

sleigh bells reindeers Santa Claus
[slej] [bels] [rejndije(r)s] [santa klos]

This is Santa Claus
[dis is]He is on the sleigh
[hi is on de]There are two reindeers
[der ar tu]They have got bells
[dej hew got]on their necks.
[on dejt neks]

1. Popatrz na obrazek, przeczytaj i połącz linią.
Look at the picture, read and link with the line.

[luk et de pykcz(e)r, rid end link tyf de lajn]




2. Pokoloruj jajka.
Colour the eggs.

[kaler de egs]


How many chickens are on this page?

[ha(ł) meni czykns ar on dis pejdż]


8




red, brown
and blue
[red, bratn
end blu]




white,
yellow
and pink
[tajt, jəlot
end pyŋk]




green,
purple
and orange
[grin, perpl
end ɔryndż]



red,
yellow
and green
[red, jəlot
end grin]



blue,
orange
and pink
[blu, ɔryndż
end pyŋk]



1. Popatrz i przeczytaj. Czego brakuje?
Otocz kółkiem rzeczy, które są na obrazku.

Look and read. What's missing?

Circle things which are in the picture.

[luk end rid. łots mysin? serkl fyngs ticz ar in de pykce(r)]

present [preznt]	card [kard]	heart [hart]
chocolates [czoklyts]	flowers [fla(e)r(s)]	balloon [balun]



2. Przeczytaj, pokoloruj i uzupełnij.

Read, colour and complete.

[rid, kaler end komplit]



Four red hearts and three blue hearts it's **7** hearts.
[fo(r) red harts end fri blu harts its] [harts]



Four orange hearts and two green hearts it's **6** hearts.
[fo(r) oryndz harts end tu grin harts its] [harts]



Three yellow hearts and three grey hearts and three purple hearts it's **9** hearts.
[fri jelot harts end fri grej harts end fri perpl harts its] [harts]




Three pink hearts and two blue hearts and two brown hearts and one
[fri pynk harts end tu blu harts end tu brahn harts end tan]

green heart it's **8** hearts.
[grin hart its] [harts]

1. Znajdź wyrazy. Pokoloruj na czerwono.

Find the words. Colour them red.

[fajnd de te(r)ds. kaler dem red]



bat
[bat]

monster
[monster]

pumpkin
[pampkyn]

torch
[torcz]

witch
[tycz]

shadow
[szedot]

fairy
[feri]

2. Napisz po polsku, co znaczą te słowa.

Write in Polish, what
the words mean.

[rajt in polisz, tot de te(r)ds min]

bat

nietoperz

shadow

cień

monster

potwór

torch

latarka

witch

czarownica

pumpkin

dymia

fairy

wrózka

1. Popatrz i dopasuj. Napisz.

Look and match. Write.

[luk end mecz. rajt]

Happy Birthday!

[hepi berfdej]

Happy Birthday!

Happy Easter!

[hepi iste(r)]

Happy Easter!

Merry Christmas!

[meri krysmes]

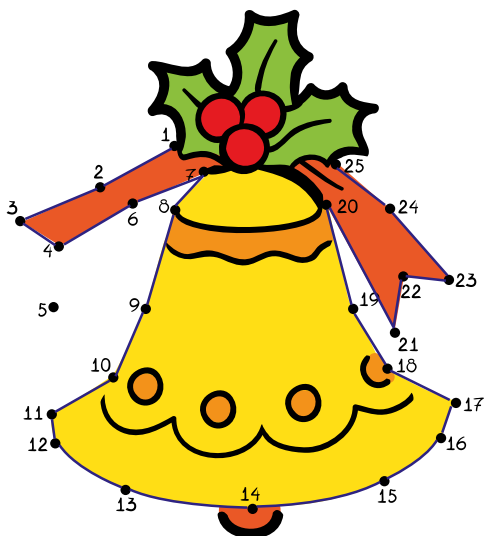
Merry Christmas!



2. Połącz kropki. Pokoloruj. Odpowiedz na pytanie.

Connect the dots. Colour. Answer the question.

[konekt de dots. kaler. anser de kłesczn]



What is this?

[tot is dis]

This is

a bell

[dis is]

SŁOWNICZEK UŻYTYCH SŁÓWEK

A
 about – [e**b**att] o
 and – [end] i
 angry – [e**ng**ri] zły
 animal – [a**n**ymal] zwierzę
 answer – [a**n**ser] 1. odpowiedź, 2. odpowiedzieć
 apple – [epl] jabłko
 arm – [arm] ramię
 armchair – [a**rm**cz(e)r] fotel
 attic – [e**t**yk] strych
 autumn – [o**t**em] jesień

B
 baby – [be**j**bi] niemowlę
 bad – [bed] zły, złe
 badge – [bad**ż**] odznaka, plakietka
 bag – [beg] torba
 ball – [bol] piłka
 balloon – [ba**l**un] balon
 banana – [ba**n**ana] banan
 basket – [ba**s**kyt] kosz
 bat – [bat] nietoperz
 bath – [ba**f**] wanna
 bathroom – [ba**f**rum] łazienka
 bauble – [ba**b**el] bombka choinkowa
 beat – [bit] uderzać
 beautiful – [bju**t**iful] piękny
 bed – [bed] łóżko
 bedroom – [be**d**rum] sypialnia
 bee – [bi] pszczoła
 bell – [bel] dzwonek
 berry – [be**r**i] jagoda
 best wishes – [best **t**yszys] najlepsze życzenia
 better – [be**t**er] lepiej, lepszy
 big – [by**g**] duży
 bike – [ba**j**k] rower
 bin – [by**n**] kosz na śmieci
 birthday – [be**r**fdej] urodziny
 birthday card – [be**r**fdej kard]
 kartka urodzinowa
 black – [ble**k**] czarny
 blanket – [bla**n**kyt] koc
 blue – [blu] niebieski
 boat – [bo**t**] łódka
 body – [bo**d**i] ciało
 book – [buk] książka
 boots – [bu**t**s] buty
 box – [bo**k**s] pudełko
 boy – [bo**j**] chłopiec

bread – [bre**d**] chleb
 breakfast – [bre**k**fest] śniadanie
 brother – [bra**d**er] brat
 brown – [bra**tn**] brązowy
 brush – [bra**s**z] 1. szczotka,
 2. czyścić, szczotkować
 bug – [ba**g**] robak
 bunny – [ba**n**i] króliczek
 bus – [ba**s**] autobus
 but – [ba**t**] ale
 butterfly – [ba**t**erflaj] motyl
 bye – [ba**j**] cześć (na pożegnanie)

C
 café – [ka**f**ej] kawiarnia
 cake – [ke**j**k] 1. ciasto, 2. ciastko, 3. tort
 can – [ke**n**] móc
 candle – [ke**n**d] świeczka
 car – [ka**r**] samochód
 card – [ka**r**d] kartka
 careful – [ke**r**ful] 1. troskliwy, 2. ostrożny
 carrot – [ka**r**ot] marchewka
 cat – [ke**t**] kot
 caterpillar – [ka**t**epiler] gąsienica
 cellar – [se**l**a(r)] piwnica
 cereal – [si**r**jel] płatki zbożowe
 chair – [cze**r**] krzesło
 cheese – [cz**iz**] ser
 cheetah – [cz**iz**ta] gepard
 chef – [sze**f**] kucharz, szef kuchni
 chicken – [czy**kn**] kurczak
 chocolate – [cz**ok**lyt] czekolada
 choose – [cz**us**] wybrać
 Christmas cracker – [kry**s**mes **k**raker] Cracker
 (rodzaj świątecznego prezentu)
 Christmas Day – [kry**s**mes de**j**]
 Dzień Świąt Bożego Narodzenia
 Christmas stocking – [kry**s**mes **s**tokin]
 świąteczna skarpeta na prezenty
 Christmas tree – [kry**s**mes tri]
 choinka bożonarodzeniowa
 circle – [se**r**kl] 1. koło, kółko, 2. otoczyć kółkiem
 clap – [kle**p**] klaskać
 class – [kla**s**] klasa (uczniowie)
 classroom – [kla**s**rum] klasa (pomieszczenie)
 clean – [kli**n**] 1. czysty, 2. sprzątać, czyścić
 climb – [kla**j**m] wspinać się
 clothes – [klo**f**s] ubrania

Choć nikt
tego nie lubi,
warto uczyć
się słówek –
na pamięć!

SŁOWNICZEK UŻYTYCH SŁÓWEK

cloudy – [kłaɪdi] pochmurny
 coat – [kɔt] płaszcz
 cold – [kɔld] zimno, zimny
 colour – [kɔlə] 1. kolor, 2. pokolorować
 complete – [kəmplɪt] uzupełnić
 connect – [kənekt] połączyć
 correct – [kɔrekt] poprawny
 count – [kaʊnt] liczyć
 cow – [kaʊ] krowa
 crisps – [krɪspz] chipsy
 crocodile – [krokodajl] krokodyl
 crow – [kraʊ] wrona
 crown – [kraʊn] korona
 cupboard – [kəbəd] szafka

D dad – [ded] tata
 daffodil – [defodɪl] żonkil
 dance – [dens] 1. taniec, 2. tańczyć
 desk – [desk] biurko, ławka
 dinner – [dɪne(r)] obiad
 dinosaur – [daɪneso(r)] dinozaur
 dirty – [dɜ:ti] brudny
 doctor – [dɔkte(r)] lekarz
 dog – [dog] pies
 doll – [dɒl] lalka
 door – [dɔ(r)] drzwi
 dot – [dɒt] kropka
 dragonfly – [dræɡənflaj] ważka
 draw – [draʊ] rysować
 dress – [dres] sukienka
 drink – [drɪnk] pić
 drive – [draɪv] kierować
 drum – [drʌm] bęben
 dry – [draɪ] suszyć
 duck – [dʌk] kaczka

E eagle – [ɪgl] orzeł
 ear – [ɪə(r)] ucho
 Easter – [ɪste(r)] Wielkanoc
 Easter egg – [ɪste(r) eg] jajko wielkanocne
 eat – [it] jeść
 egg – [eg] jajko
 eight – [eɪt] osiem
 excited – [eksajtɪd] podekscytowany
 eye – [aj] oko

.....
F fairy – [feri] wróżka
 false – [fɔls] fałsz, kłamstwo
 family – [femɪli] rodzina
 fat – [fet] gruby
 favourite – [feɪvɜrt] ulubiony
 festival – [festɪvəl] święto
 find – [faɪnd] znaleźć
 finger – [fɪŋge(r)] palec u ręki
 firefighter – [fajə(r) fajte(r)] strażak
 fish – [fɪʃ] ryba
 five – [faɪf] pięć
 flower – [flaʊə(r)] kwiat
 fly – [flaj] latać
 food – [fu:d] jedzenie
 foot – [fut] stopa (l.mn. feet [fit])
 for – [fo(r)] dla
 forget – [fɔget] zapomnieć
 fortune teller – [fɔ:ʃun teɪlə(r)] wróżka (przepowiadająca przyszłość)
 four – [fo(r)] cztery
 fox – [fɒks] lis
 Friday – [fraɪdeɪ] piątek
 friend – [frend] przyjaciel
 frog – [frɒɡ] żaba
 fruit – [fru:t] owoc
 funny – [fʌni] zabawny

G game – [geɪm] 1. gra, 2. grać
 garden – [gɑ:dn] ogród
 girl – [gɜ:rl] dziewczynka
 goat – [ɡɔt] koza
 goldfish – [ɡɔldfɪʃ] złota rybka
 good – [ɡud] dobry, dobrze
 goodbye – [ɡudbaɪ] do widzenia
 good morning – [ɡud mo(r)nɪn] dzień dobry
 gorilla – [ɡɔrylə] goryl
 grandma – [ɡrenmə] babcia
 grandpa – [ɡrenpə] dziadek
 grapes – [ɡreɪps] winogrona
 grass – [ɡrɑ:s] trawa
 green – [ɡri:n] zielony
 grey – [ɡreɪ] szary
 guitar – [ɡɪtə(r)] gitara

Można
 zrobić zawody
 na słówka.
 Dziś np. literka G
 – kto więcej
 zapamiętał.

SŁOWNICZEK UŻYTYCH SŁÓWEK

- H**
 hair – [he(r)] włosy
 hairbrush – [herbrasz] szczotka do włosów
 hamster – [hamste(r)] chomik
 hand – [hend] ręka
 happy – [hepi] szczęśliwy
 Happy Birthday! –
 [hepi berfdej] Wszystkiego najlepszego z okazji urodzin!
 Happy Easter! – [hepi iste(r)]
 Wesółych Świąt!
 (na Wielkanoc)
 hat – [het] kapelusz
 have / have got – [hew / hew got] mieć
 he – [hi] on
 head – [hed] głowa
 heart – [hart] serce
 heavy – [hewi] ciężki
 hedgehog – [hedžhog] jeż
 hello – [helot] cześć (na przywitanie)
 hen – [hen] kura
 her – [her] jej
 hi – [haj] cześć (na przywitanie)
 hide – [hajd] ukryć się, schować
 his – [his] jego, jemu
 hippo – [hypot] hipopotam
 honey – [hani] miód
 horse – [hors] koń
 hot – [hot] gorący, gorąco
 house – [hats] dom
 how – [hat] jak
 how many – [hat meni] ile
 hungry – [hangri] głodny

I
 I – [aj] ja
 ice cream – [ajskrim] lody
 if – [if] jeśli
 in – [in] w
 it – [it] to, ono

J
 jacket – [dżakyt] kurtka
 jelly – [dżeli] galaretka
 jellyfish – [dżelifysz] meduza
 juice – [dżus] sok
 jump – [dżamp] skakać
 jumper – [dżamper] sweter

- K**
 kitchen – [kyczyn] kuchnia
 kitten – [kytyn] kociak

L
 label – [lejbel] podpisać
 lamb – [lem] jagnię
 lamp – [lemp] lampa
 land – [lend] ziemia
 leaf – [lif] liść (l.mn. leaves [liws])
 leg – [leg] noga
 library – [lajbreri] biblioteka
 like – [lajk] lubić
 line of symmetry – [lajn of symetri]
 oś symetrii
 listen – [lysin] słuchać
 little – [lytl] mały
 live – [lyw] żyć, mieszkać
 living room – [lywin rum] pokój dzienny
 long – [lon(g)] długi
 look – [luk] patrzeć
 lovely – [lawli] uroczy
 lunch – [lancz] przekąska, drugie śniadanie

M
 many – [meni] wiele
 map – [mep] mapa
 mark – [ma(r)k] zaznaczyć
 match – [mecz] dopasować
 me – [mi] mnie
 meat – [mit] mięso
 Merry Christmas! – [meri krysmes] Wesółych Świąt!
 milk – [mylk] mleko
 miss – [mys] brakować
 Monday – [mandej] poniedziałek
 monster – [monster] potwór
 moose – [mus]łoś
 mouse – [mats] mysz (l.mn. mice [majs])
 mouth – [matf] usta
 Mr. – [myster] pan (skrót od mister)
 Mrs. – [mysys] pani (skrót od mistress)
 mum – [mam] mama
 mushroom – [maszrum]
 pieczarka
 my – [maj] mój

N
 name – [nejm] 1. imię, 2. nazwa
 naughty – [noti] niegrzeczny
 neck – [nek] szyja

Może wytnij literkę i noś w piórniku? Co jakiś czas zerkaj!

SŁOWNICZEK UŻYTYCH SŁÓWEK

nest – [nest] gniazdo
 nine – [najn] dziewięć
 no – [not] nie
 noisy – [nojzi] hataśliwy
 nose – [notz] nos
 number – [nambe(r)] liczba
 nurse – [ners] pielęgniarka
 nut – [nat] orzech

O ok – [okej] w porządku
 old – [otld] stary
 on – [on] na
 one – [tan] jeden
 open – [otpen] otworzyć
 option – [opszyn] opcja
 or – [or] czy
 orange – [oryndż] 1. pomarańcza,
 2. pomarańczowy
 otter – [ote(r)] wydra
 owl – [atł] sowa

P page – [pejdz] strona
 paint – [pejnt] malować
 pair – [pe(r)] para
 panda – [panda] panda
 park – [park] park
 parrot – [parot] papuga
 party – [parti] przyjęcie, zabawa
 party bag – [parti beg] torebka na prezent
 path – [paf] ścieżka
 pen – [pen] długopis
 pencil – [pensyl] ołówek
 pencil-case – [pensyl kejs] piórnik
 pet – [pet] zwierzątko domowe
 photo – [fołtot] zdjęcie
 piano – [pjanot] pianino
 pick – [pyk] wskazać, wybrać
 pick up – [pyk ap] zbierać
 picnic – [pyknyk] piknik
 picture – [pykcz(e)r] obrazek
 pilot – [pajlot] pilot
 pink – [pynk] różowy
 pizza – [pica] pizza
 plane – [plejn] samolot
 play – [plej] 1. bawić się, 2. grać (na czymś)
 police officer – [polis ofyse(r)] policjant
 present – [preznt] prezent


princess – [prynses] królowna
 pumpkin – [pampkyn] dynia
 purple – [perpl] fioletowy
 put on – [put on] założyć (na siebie)
 pyjamas – [pydżamas] piżama

Q question – [kłesczn] pytanie
 quick – [kłyk] szybki
 quiet – [kłajet] cichy

R rabbit – [rabyt] zając
 radio – [rejdo] radio
 rainbow – [rejnbot] tęcza
 rainy – [rejni] deszczowy
 read – [rid] czytać
 red – [red] czerwony
 reindeer – [rejdije(r)] renifer
 rewrite – [rerajt] przepisać
 rice – [rajs] ryż
 ride – [rajd] jeździć
 right – [rajt] właściwy
 robin – [robyn] rudzik
 roof – [ruf] dach
 room – [rum] pokój
 rubber – [raber] gumka
 do ścierania
 rubbish – [rabysz] śmieci
 ruler – [rule(r)] linijka
 run – [ran] biegać

S sad – [sed] smutny
 salad – [salał] sałatka
 sandwich – [sentycz] kanapka
 Santa Claus – [santa klos] św. Mikołaj
 Saturday – [saterdej] sobota
 scared – [skerd] przestraszony
 scarf – [skarf] szalik
 school – [skul] szkoła
 scooter – [skute(r)] hulajnoga
 seal – [sil] foka
 season – [siz(e)n] pora roku
 see – [si] widzieć
 select – [selekt] wybrać
 sentence – [sentens] zdanie
 seven – [sewen] siedem
 shadow – [szedot] cień
 shake – [szejk] potrząsać

Niektórzy
 robią też fiszki
 i nakleją je
 na przedmioty.



SŁOWNICZEK UŻYTYCH SŁÓWEK

shampoo – [szampu] szampon
 shape – [szejp] kształt
 shark – [szark] rekin
 she – [szi] ona
 shed – [szed] budka, kiosk
 sheep – [szip] owca
 shell – [szel] muszla
 shoes – [szus] buty
 shop – [szop] sklep
 short – [szort] krótki
 sing – [sin(g)] śpiewać
 sister – [syste(r)] siostra
 sit down – [sit daŋ] usiąść
 six – [siks] sześć
 skateboard – [skejtboard] deskorolka
 skirt – [ske(r)t] spódnica
 sledge – [sledż] sanki
 sleep – [slip] spać
 sleigh – [slej] sanie
 small – [smol] mały
 snail – [snejl] ślimak
 snake – [snejk] wąż
 snowball – [snołbol] kula śnieżna
 snowflake – [snołflejk] płatek śniegu
 snowman – [snołmen] bałwan
 snowy – [snoti] śnieżny
 soap – [sołp] mydło
 sock – [sok] skarpetka
 song – [song] piosenka
 special – [spesz(o)l] specjalny, wyjątkowy
 spring – [sprin] wiosna
 square – [skte(r)] kwadrat
 squirrel – [skłirel] wiewiórka
 stand up – [stend ap] wstać
 stamp – [stamp] stempel
 star – [sta(r)] gwiazda
 stick – [stik] przylepić
 sticker – [stike(r)] naklejka
 strawberry – [stroberi] truskawka
 summer – [same(r)] lato
 Sunday – [sandej] niedziela
 sunflower – [sanflate(r)] słonecznik
 sunny – [sani] słoneczny
 supermarket – [sjuper markyt] supermarket
 sweets – [stits] słodycze
 swim – [stym] pływać

swing – [stin] huśtawka
 symmetry – [symetri] symetria
 symmetrical – [symetrikal] symetryczny

T table – [tejbl] stół, tabela
 tail – [tejl] ogon
 take off – [tejk of] zdjąć
 (z siebie)
 teacher – [ticze(r)]
 nauczyciel
 teddy bear – [tedi be(r)]
 pluszowy miś
 television – [telewizyn]
 telewizor
 ten – [ten] dziesięć
 there – [der] tu
 they – [dej] oni, one
 thing – [fyn(g)] przedmiot
 thirsty – [fersti] spragniony
 this – [dis] ten, ta, to
 three – [fri] trzy
 Thursday – [fer'zdej] czwartek
 tidy – [tajdi] schludny
 tiger – [tajge(r)] tygrys
 time – [tajm] pora, czas
 tired – [tajred] zmęczony
 toast – [tołst] tost
 today – [tudej] dzisiaj
 toe – [toł] palec u nogi
 tooth – [tuf] ząb (l.mn. teeth [tif])
 toothbrush – [tufbrasz] szczoteczka do zębów
 torch – [torcz] latarka
 tortoise – [to(r)tes] żółw
 touch – [tacz] dotknąć
 towel – [tatel] ręcznik
 toy – [toj] zabawka
 trace – [trejs] rysować po śladzie
 train – [trejn] pociąg
 tree – [tri] drzewo
 triangle – [trajengl] trójkąt
 trousers – [tratcers] spodnie
 true – [tru] prawda
 T-shirt – [tiszert] koszulka z krótkim rękawem
 Tuesday – [tjuzdej] wtorek
 two – [tu] dwa

Można
 też podzielić
 sobie słowniczek
 np. po 10 słówek –
 limit dzienny.
 Po miesiącu
 poznasz ich
 300!

SŁOWNICZEK UŻYTYCH SŁÓWEK

U
 umbrella – [ambrela] parasol

V Valentine's Day – [wałentajns dej] walentynki
 van – [wan] samochód dostawczy
 very – [weri] bardzo
 vet – [wet] weterynarz
 violin – [wajelin] skrzypce
 vulture – [wołczur] sęp

W walrus – [to(l)rus] mors
 warm – [torm] ciepły, ciepło
 wash – [tosz] myć
 washing machine – [toszin meszin]
 pralka
 water – [toter] woda
 wave – [tejw] machać
 weather – [teder] pogoda
 Wednesday – [tENZdej] środa
 what – [tot] co
 wheel – [til] koło
 where – [ter] gdzie
 which – [ticz] który
 white – [tajt] biały

who – [hu] kto
 wiggle – [tygl] wyginać, kręcić
 window – [tyndot] okno
 windy – [tyndi] wietrzny
 wing – [tyng] skrzydło
 winter – [tynter] zima
 wish – [tysz] życzenie
 witch – [tycz] czarownica
 with – [tyf] z, za pomocą
 word – [te(r)d] słowo
 write – [rajt] pisać

Y yak – [jak] jak (zwierzę)
 yellow – [jelot] żółty
 yes – [jes] tak
 yoghurt – [jogert] jogurt
 you – [ju] ty
 young – [jang] młody
 your – [jor] twój
 yourself – [jorself] sobie, siebie, się

Z zebra – [zibra] zebra
 zoo – [zu] zoo

To koniec!
 Zapraszamy
 do drugiej
 części!

Zwroty i sformułowania – to musisz znać!

Can you...? – [ken ju...] Czy umiesz (potrafisz)...?
 Can you find...? – [ken ju fajnd...] Czy możesz
 znaleźć...?
 Do you like...? – [du ju lajk...] Czy lubisz...?
 Does he / she like...? – [das hi / szy lajk] Czy on /
 ona lubi...?
 Has he / she got...? – [hes hi / szy got] Czy on / ona
 ma...?
 How many...? – [hat meni...] Ile...?
 How old is he / she? – [hat otld is hi / szy] Ile on /
 ona ma lat?
 I am – [aj em] jestem
 I like... / I don't like... – [aj lajk / aj dont lajk] Lubię...
 / Nie lubię...
 I'm wearing – [ajm terin] Mam na sobie / Noszę
 I've got – [ajw got] mam

Is there... in the picture? – [is der... in de
 pykce(r)] Czy na obrazku jest...?
 It's / It is... – [its / it is] To jest...
 My name is... – [maj nejn is...] Mam na imię...
 Thank you – [fenk ju] Dziękuję.
 This is... – [dis is...] To jest...
 What colour is...? – [tot kaler is...] W jakim
 kolorze jest...?
 What colour is it? – [tot kaler is it] Jaki to kolor?
 What's this? – [tots dis] Co to jest?
 Where does... live? – [ter das... lyw] Gdzie
 mieszka / żyje...?
 Who is this? / Who's this? – [hu is dis / hus dis]
 Kto to jest?

SPIS TREŚCI

- Colours (Kolory) **str. 1–8**
- Welcome and goodbye (Powitanie i pożegnanie) **str. 9–10**
- Numbers 1–10 (Liczby 1–10) **str. 11–13**
- Shapes (Kształty) **str. 14–15**
- School (Szkoła) **str. 16–20**
- My family (Moja rodzina) **str. 21–25**
- Birthday + party time (Urodziny i przyjęcie) **str. 26–29**
- Body (Ciało) **str. 30–32**
- Clothes (Ubrania) **str. 33–34**
- House (Dom) **str. 35–43**
- Playtime (Zabawa) **str. 44–49**
- Animals (Zwierzęta) **str. 50–58**
- Food (Jedzenie) **str. 59–64**
- I'm excited (Emocje) **str. 65–66**
- Seasons (Pory roku) **str. 67–69**
- Festivals – Christmas (Święta – Boże Narodzenie) **str. 70**
- Festivals – Easter (Święta – Wielkanoc) **str. 71**
- Festivals – Valentine's Day (Święta – walentynki) **str. 72**
- Festivals – Halloween (Święta – Halloween) **str. 73**
- Festivals – best wishes! (Święta – życzenia) **str. 74**
- Słowniczek użytych słówek **str. 75–80**

**W serii
ukazały się:**



Nauczanie wczesnoszkolne!

- **Książki zgodne z podstawą programową dla klas 1-3**
- **Język polski, przyroda, nauki społeczne, historia**
- **Wszystkie zagadnienia poruszane na lekcjach**
- **Zadania jak na testach i w podręcznikach**
- **Kolorowa, atrakcyjna oprawa graficzna**
- **Gotowe do ksero w czerni i bieli**

**W serii
ukazały się:**



Język polski bez tajemnic!

- **Szybki powrót do szkolnej formy**
- **Książki zgodne z podstawą programową dla klas 1-3**
- **Zadania jak na testach i w podręcznikach**
- **Kolorowa, atrakcyjna oprawa graficzna**
- **Perforacja ułatwiająca wyrwanie strony**
- **Gotowe do ksero w czerni i bieli**

**W serii
ukazały się:**



Matematyka da się lubić!

- **Szybki powrót do szkolnej formy**
- **Książki zgodne z podstawą programową dla klas 1-3**
- **Zadania jak na testach i w podręcznikach**
- **Kolorowa, atrakcyjna oprawa graficzna**
- **Perforacja ułatwiająca wyrywanie strony**
- **Gotowe do ksero w czerni i bieli**