

1. Popatrz i napisz.

Look and write.

[luk end rajt]



white

green



pink

red



black

blue



yellow

orange



purple

brown



grey

yellow

[jelot]

orange

[orjndz]

red

[red]

pink

[pynk]

purple

[perpl]

blue

[blu]

green

[grin]

brown

[bratn]

grey

[grej]

black

[blek]

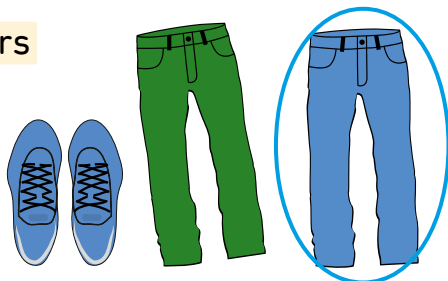
white

[tajt]

1. Przeczytaj, popatrz i otocz kółkiem.
Read, look and circle. [rid, luk end serkl]

blue trousers

[blu tratzers]



red hat

[red het]



green jumper

[grin dzamper]



brown skirt

[brahn ske(r)t]



2. Przeczytaj i pokoloruj.
Read and colour. [rid end kaler]

I have brown hair and green eyes.

[aj hew brahn he(r) end grin ajs.]

I'm wearing blue trousers, grey sandals

ajm terin blu tratzers, grej sendols

and my T-shirt is yellow and red.

end maj tiszert is jelot end red.

I've got a green cap.

ajw got e grin kap.

And this is my cat. It is grey.

end dis is maj ket. it is grej]




1. Przeczytaj i otocz odpowiedni obrazek kółkiem.


Read, look and circle the right picture.

[rid, luk end serkl de rajt pykce(r)]

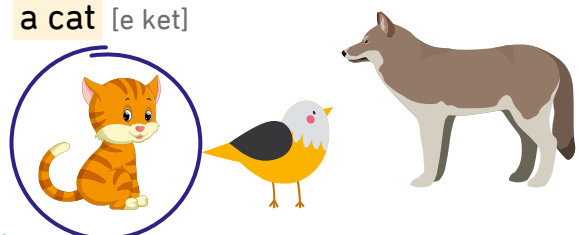
a parrot [e parot]



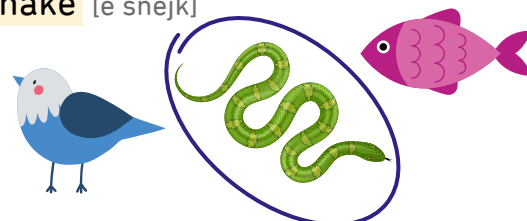
a horse [e hors]



a cat [e ket]



a snake [e snejk]



What colour is the parrot?

[tot kaler is de parot]

The parrot is red.

What colour is the horse?

[tot kaler is de hors]

The horse is brown.

What colour is the cat?

[tot kaler is de ket]

The cat is orange.

What colour is the snake?

[tot kaler is de snejk]

The snake is green.

2. Przeczytaj i pokoloruj.

Read and colour. [rid end kaler]

– Is your book green?

[is jor buk grin]

– No, my book is pink.

[not, maj buk is pynk]




– Is your car black?

[is jor kar blek]

– No, my car is purple.

[not, maj kar is perpl]



– Is your teddy bear brown?

[is jor tedi be(r) bratn]

– No, my teddy bear is orange.

[not, maj tedi be(r) is oryndz]




– Is your ball yellow?

[is jor bol jelo]

– No, my ball is blue.


[not, maj bol is blu]



1. Przeczytaj i pokoloruj.


Read and colour. [rid end kaler]

Which fruits are in this colour? Colour them and write their names.

[tɪtʃ frʌts ɑr ɪn dɪs kaler? kaler dem end raɪt deɪr neɪmz]


yellow [jɛlət]

lemon, banana



red [red]

apple



orange [ɔrɪndʒ]

orange

2. Popatrz i odpowiedz.

Look and answer.[lʊk end ansər]

blue [blu] cat [ket] green [grɪn] yellow [jɛlət] grey [greɪ] one [ʌn]

What colour is the girl's hat?

[tɒt kaler ɪs de ɡerls het]

blue

What colour is the girl's dress?

[tɒt kaler ɪs de ɡerls dres]

green

and
[end]

grey

Which animal is grey? It's a

[tɪtʃ anɪməl ɪs greɪ. ɪts e]

cat

How many yellow birds do you see?

[hʌt mɛni jɛlət bɜːds du ju si]

one

What colour is the bird in the birdhouse?

[tɒt kaler ɪs de bɜːd ɪn de bɜːdhʌts]

yellow



1. Przeczytaj i pokoloruj.

Read and colour.

[rid end kaler]

△ - triangle
[traɪəŋgl]○ - circle
[sɜ:kəl]□ - square
[skweɪ(r)]

three red triangles


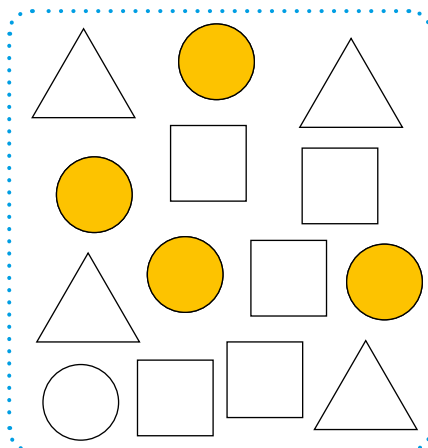
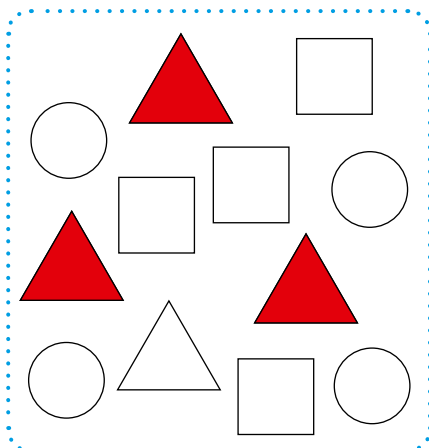
[fri red traɪəŋglz]

four yellow circles

[fo(r) jələt sɜ:kls]

five green squares

[faɪf grɪn skweɪ(r)s]



2. Popatrz i odpowiedz.

Look and answer. [luk end anser]

Is the boy wearing a green T-shirt?

[is de boj tɛrɪn e grɪn tɪʒɜ:t]

Yes, he is.

[jes, hi ɪs]

No, he isn't.

[noʊ, hi ɪznt]

Is the girl wearing yellow socks?

[is de gɜ:rl tɛrɪn jələt sɒks]

Yes, she is.

[jes, ʃi ɪs]

No, she isn't.

[noʊ, ʃi ɪznt]

Is the girl wearing a pink T-shirt?

[is de gɜ:rl tɛrɪn e pɪŋk tɪʒɜ:t]

Yes, she is.

[jes, ʃi ɪs]

No, she isn't.

[noʊ, ʃi ɪznt]

Is the boy wearing brown sandals?

[is de boj tɛrɪn braʊn sændəlz]

Yes, he is.

[jes, hi ɪs]

No, he isn't.

[noʊ, hi ɪznt]



Is the girl wearing blue shoes?

[is de gɜ:rl tɛrɪn blu: ʃu:z]

Yes, she is.

[jes, ʃi ɪs]

No, she isn't.

[noʊ, ʃi ɪznt]

Is the boy wearing black trousers?

[is de boj tɛrɪn blæk traʊzəz]

Yes, he is.

[jes, hi ɪs]

No, he isn't.

[noʊ, hi ɪznt]

1. Przeczytaj, popatrz i dopasuj.

Read, look and match.

[rid, luk end mecz]

I'm orange. I've got four legs.

[ajm ɔrɪndʒ. əjw got fo(r) legs]

I'm red. I've got four legs.

[ajm red. əjw got fo(r) legs]

I'm green. I've got two legs,

two hands, two eyes

and two ears.

[ajm grin. əjw got tu legs,
tu hends, tu əjs end tu ije(r)s]

I'm yellow with spots.

I've got two legs,

two hands and three eyes.

[ajm jələt tyf spɒts. əjw got tu legs,
tu hends end fri əjs]






I'm blue. I've got four

legs and big ears.

[ajm blu. əjw got fo(r)
legs end big ije(r)s]

I'm blue. I've got five

eyes and big teeth.

[ajm blu. əjw got faɪf
əjs end big tiθ]

1. Popatrz i napisz.

Look and write. [luk end rajt]




green chair



red table



blue lamp



yellow toothbrush





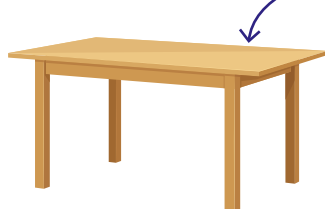
purple bin



grey key

2. Popatrz, przeczytaj i połącz.

Look, read and match. [luk, rid end mecz]

grey cat
[grej ket]brown table
[braɪn teɪbl]red skirt
[red ske(r)t]orange bag
[ɔrɪndʒ beg]blue flower
[blu fləʊ(r)]green scooter
[grɪn skuːtə(r)]

1. Popatrz, przeczytaj, zaznacz (✓) prawidłową odpowiedź.

Look, read, mark (✓) the right answer.

[luk, rid, ma(r)k (✓) de rajt anser]



- Have you got a brown teddy bear?
[hew ju got e braŋn tedi be(r)]
- Yes, I have.
[jes, aj hew]
- No, I haven't. I have got a black teddy bear.
[not, aj hewnt. aj hew got e blek tedi be(r)]



- Have you got an orange bunny?
[hew ju got en oryndż bani]
- Yes, I have.
[jes, aj hew]
- No, I haven't. I have a pink bunny.
[not, aj hewnt. aj hew e pynk bani]



- Have you got green and purple books?
[hew ju got grin end perpl buks]
- Yes, I have.
[jes, aj hew]
- No, I haven't. I have blue and orange books.
[not, aj hewnt. aj hew blu end oryndż buks]



- Have you got a black and red ball?
[hew ju got e blek end red bol]
- Yes, I have.
[jes, aj hew]
- No, I haven't. I have a black and white ball.
[not, aj hewnt. aj hew e blek end tajt bol]



- Have you got blue, red and orange balloons?
[hew ju got blu, red end oryndż baluns]
- Yes, I have.
[jes, aj hew]
- No, I haven't. I have blue, red and white balloons.
[not, aj hewnt. aj hew blu, red end tajt baluns]

1. Przeczytaj i dopasuj.

Read and match. [rid end mecz]



Hello!
[helot]



I'm from
Cracow.
[ajm from
krakat]



How are
you?
[hat ar ju]



My name is
Katie.
[maj nejm is
kejti]



Bye!
[baj]



Hello!
[helot]



What's your
name?
[tots jor
nejm]



Great! How
are you?
[grejt! hat ar ju]



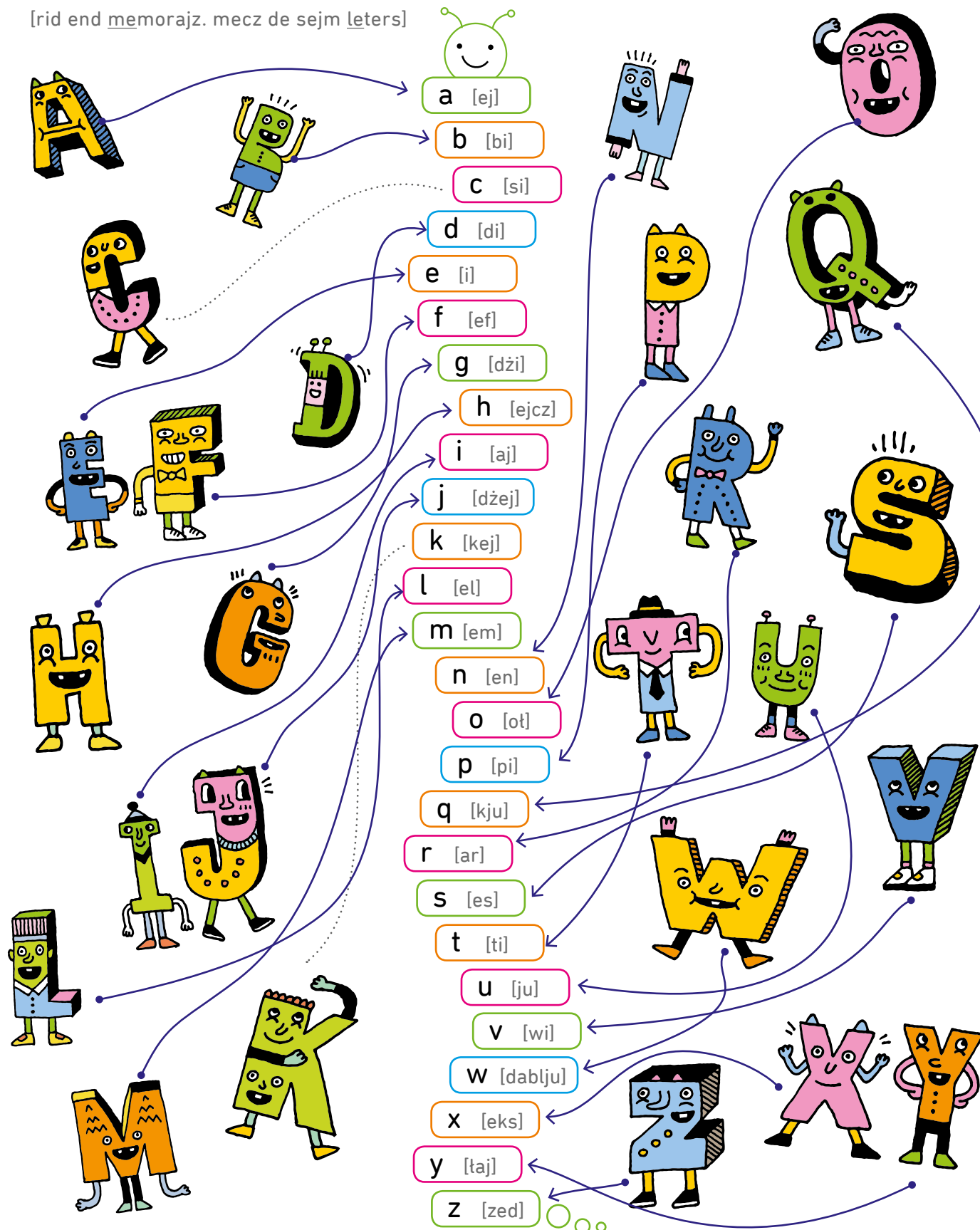
Where are
you from?
[ter ar
ju from]



Bye!
[baj]

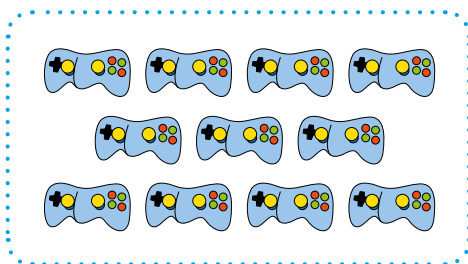
1. Przeczytaj i naucz się na pamięć! Połącz te same literki.
Read and memorize! Match the same letters.

[rid end memorajz. mecz de sejm letters]




1. Policz, połącz i napisz po śladzie.


Count, match and trace. [kaɪnt, meɪtʃ end treɪs]




9 nine




12 twelve



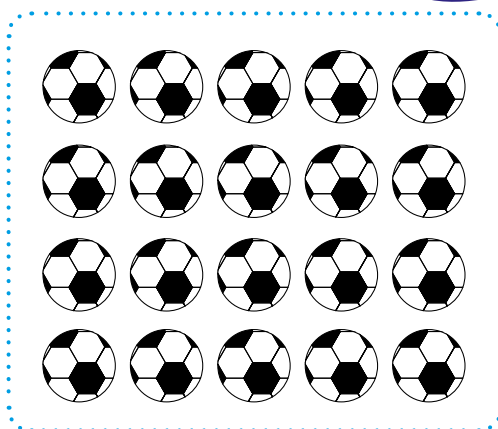
5 five



11 eleven



20 twenty



15 fifteen

1. Znajdź liczbę i otocz kółkiem.

Find the number and circle. [fajnd de nambe(r) end serkl]

fourteen
[fortin]

eighteen
[ejtin]

thirteen
[fertin]

seventeen
[sewentin]

nineteen
[najntin]

12	14	20
18	16	8
11	19	13
15	17	13
19	14	11

2. Policz i napisz wynik.

Count and write the result. [katnt end rajt de ryzolt]

$8 + 6 = \text{fourteen}$

$9 + 2 = \text{eleven}$

$3 + 5 = \text{eight}$

$10 + 7 = \text{seventeen}$

$11 + 5 = \text{sixteen}$

$9 + 9 = \text{eighteen}$

1. Przeczytaj, policz i wpisz słowo: plus, minus, równa się.

Read, count and write the word: plus, minus, equals.

[rid, katnt end rajt de te(r)d: plas, majnes, iktels]

$$7 \text{ plus } 5 = 12$$

$$8 - 6 \text{ equals } 2$$

$$13 \text{ plus } 5 = 18$$

$$20 \text{ minus } 7 = 13$$

$$2 + 5 \text{ equals } 3 + 4$$

$$12 + 5 = 18 \text{ minus } 1$$

2. Policz i zaznacz kółkiem prawidłowy wynik.

Count and circle the right result. [katnt end serkl de rajt ryzolt]

seven plus five equals

[sewen plas fajf iktels]

12

15

fifteen minus eleven equals

[fiftin majnes i lewen iktels]

6

4

eighteen plus two equals

[ejtın plas tu iktels]

19

20

five plus nine equals

[fajf plas najn iktels]

14

17

sixteen minus three equals

[sikstin majnes fri iktels]

9

13

seventeen minus fourteen equals

[sewentin majnes fortin iktels]

5

3

1. Popatrz, policz i napisz cyfrę.
Look, count and write the number.

[luk, ka:nt end rajt de nambe(r)]

How many circles?

[ha:t meni serkls]

2



How many triangles?

[ha:t meni trajengls]

4



How many squares?

[ha:t meni skte(r)s]

3



How many rectangles?

[ha:t meni rektengls]

2




2. Przeczytaj, popatrz i otocz kółkiem.
Read, look and circle.

[rid, luk end serkl]

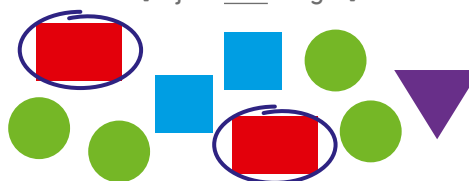
Find circles.

[fajnd serkls]




Find rectangles.

[fajnd rektengls]



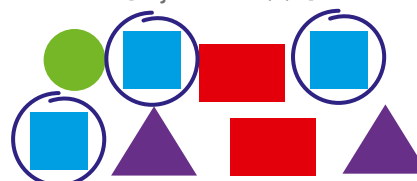
Find triangles.

[fajnd trajengls]



Find squares.

[fajnd skte(r)s]



How many triangles do you see in this exercise?

[ha:t meni trajengls du ju si in dis eksesajz]

5

6

7

1. Popatrz i zaznacz kółkiem właściwą odpowiedź.

Look and circle the right answer.

[luk end serkl de rajt anser]



What's this?

[tots dis]

This is **a chair** / a table.

[dis is]

[e cze(r) / e tejbl]



What's this?

[tots dis]

This is a basket / **a bin**.

[dis is]

[e baskyt / e byn]



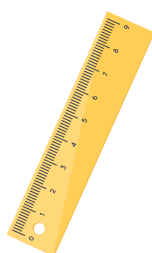
What's this?

[tots dis]

This is **a pen** / a book.

[dis is]

[e pen / e buk]



What's this?

[tots dis]

This is a pen / **a ruler**.

[dis is]

[e pen / e rule(r)]



What's this?

[tots dis]

This is **a sticker** / a ruler.



[dis is]

[e stike(r) / e rule(r)]

2. Znajdź wyrazy i pokoloruj na zielono.

Find words and colour them green.

[fajnd te(r)ds end kaler dem grin]







A	E	T	E	I	W	Z	O	Z	B	A	R
E	X	E	R	C	I	S	E	B	O	O	K
B	M	A	B	M	S	G	H	V	O	V	T
K	F	C	L	O	C	K	O	O	K	E	N
D	A	H	H	I	J	X	A	P	M	H	H
A	P	E	N	A	Y	T	A	B	L	E	B
O	S	R	Z	V	B	U	F	X	B	A	Z

1. Przeczytaj i dopasuj.

Read and match.

[rid end mecz]

girl with a lunch box
[gerl tyf e lancz boks]

teacher with the class
[ticze(r) tyf de klas]

children in the classroom
[czyldren in de klasrum]

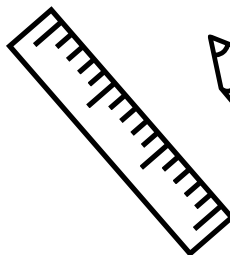


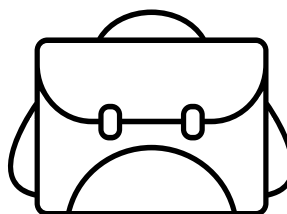
three friends
[fri frends]

2. Przeczytaj, znajdź i pokoloruj.

Read, find and colour.

[rid, fajnd end kaler]

book [buk] pen [pen] chair [cze(r)] table [tejbl] clock [klok]



1. Popatrz na obrazki i dopasuj. Napisz.

Look at the pictures, match. Write.

[luk et de pykcze(r)s, mecz. rajt]



Push the door! [pusz de do(r)]

Push the door!

Wait for the whistle! [tejt fo(r) de tysl]

Wait for the whistle!

Pull the door! [pul de do(r)]

Pull the door!

Stand up! [stend ap]

Stand up!

Turn around! [tern eratnd]

Turn around!

Skip this! [skip dis]

Skip this!

Sit down! [sit datn]

Sit down!

1. Popatrz i dopasuj. Policz i odpowiedz.
Look and match. Count and answer.

[luk end mecz. katnt end anser]

mum [mam] boy [boj] grandpa [grenpa] dad [ded] girl [gerl] granny [greni]

How many brothers? 2
[hat meni braders]

How many sisters? 2
[hat meni syste(r)s]

2. Rozwiąż krzyżówkę.
Solve the crossword. [solw de krosterd]

B R O² T H E R

F A M I⁵ L Y

M U³ M

B A B Y

S⁴ I S T E R

G R A N N⁶ Y

C¹ A T

Write the word from the crossword: [rajt de te(r)d from de krosterd]

cousin

What does this mean in Polish? [tot das dis min in polysz]

kuzyn / kuzynka

sister granny
family cat
mum brother
baby

1. Przeczytaj, popatrz i zaznacz kółkiem.

Read, look and circle. [rid, luk end serkl]

Who's old?

[hus otld]



Who's young?

[hus jang]



2. Popatrz na zdjęcia i napisz.

Look at the photos and write. [luk et de fottots end rajt]



This is Jack with his

grandpa



This is Tommy with his

granny



This is Peggy with her

mum



This is Brian with his

dad and
brother



This is Laura with her

dad



This is Becky with her

granny and
sister

1. Popatrz na obrazki i napisz odpowiedź.

Look at the pictures and write the answer.

[luk et de pykcz(e)r)s end rajt de anser]




How old are you? [hat otld ar ju]

I'm 2 years old.



How old are you? [hat otld ar ju]

I'm 1 year old.



How old are you? [hat otld ar ju]

I'm 5 years old.



How old are you? [hat otld ar ju]

I'm 6 years old.

2. Przeczytaj i pokoloruj. Napisz imiona chłopców.

Read and colour. Write the names of the boys.

[rid end kaler. rajt de nejms of de bojs]

Jimmy is Pete's brother. He is tall.
He is wearing a red T-shirt and brown trousers. He has got black hair.

Pete is Jimmy's brother. He is short.
He is wearing an orange T-shirt and blue trousers. He has got blond hair.



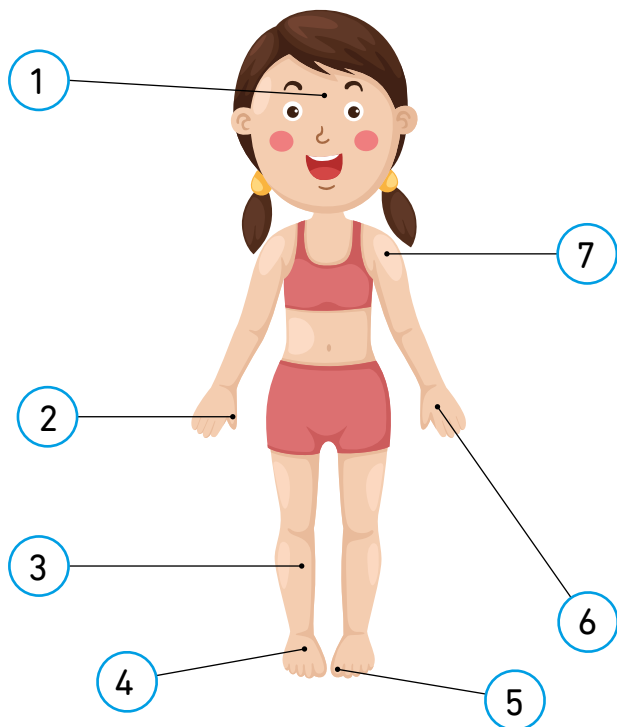
Pete



Jimmy

1. Przeczytaj i dopasuj numerki.

Read and match the numbers. [rid end mecz de nambe(r)s]



6 hand
[hend]

4 foot
[fut]

2 finger
[fynge(r)]

3 leg
[leg]


5 toe
[tot]

7 arm
[arm]


1 head
[hed]

2. Przeczytaj i pokoloruj daną część ciała.


Read and colour. [rid end kaler]




body
[bodi]



leg
[leg]



head
[hed]



arm
[arm]


1. Przeczytaj i połącz.

Read and match. [rid end mecz]




2. Przeczytaj i narysuj.

Read and draw. [rid end dro]



I'm Joe. I'm thin. I've got short
brown hair, blue eyes and big nose.

[ajm dʒo. ajm fɪn. ajv got szort
bratn he(r), blu ajs end byg nots]



I'm Sue. I'm fat. I've got long red hair,
green eyes and small ears.

[ajm sju. ajm fat. ajv got lon(g) red he(r),
grɪn ajs end smol ije(r)s]

1. Popatrz i odpowiedz. Napisz „tak” albo „nie”.
Look and answer. Write “yes” or “no”.

[luk end anser. rajt “jes” or “not”]

	Can you smell it? [ken ju smel it]	Can you touch it? [ken ju tacz it]	Can you see it? [ken ju si it]	Can you taste it? [ken ju tejsz it]	Can you hear it? [ken ju hi(r) it]
	yes	yes	yes	yes	no
	yes	yes	yes	no	yes
	no	no	yes	no	no
	no	yes	yes	yes	no
	yes	yes	yes	no	yes
	no	no	yes	no	no

1. Popatrz na obrazki. Wpisz poprawny numer obok zdania.

Look at the pictures. Put the correct number next to the sentence.

[luk et de pykce(r)s. put de korekt nambe(r) nekst tu de sentens]



3 I'm jumping.
[ajm dżampin]

4 I'm moving my body.
[ajm muwin maj bodi]



1 I'm clapping my hands.
[ajm klepin maj hends]

6 I'm touching my ear.
[ajm taczin maj ije(r)]



5 I'm waving my hand.
[ajm tejwin maj hend]

2 I'm stamping my feet.
[ajm stampin maj fit]



7 I'm shaking hands with my friend.
[ajm szejkin hends tyf maj frend]

1. Popatrz i podpisz.
Look and write.

[luk end rajt]



dress



pyjamas




socks



jumper



coat



trousers



tracksuit



T-shirt

pyjamas [pydżamas] trousers [tratrzers] jumper [dżamper] tracksuit [traksjut] T-shirt [tizert]

coat [kott] dress [dres] socks [soks]

2. Popatrz na obrazki i znajdź słowa. Pokoloruj je na niebiesko.
Look at the pictures and find words. Colour them blue.

[luk et de pykcz(e)r)s end fajnd te(r)ds. kaler dem blu]



S	U	N	G	L	A	S	S	E	S	Y
B	M	F	K	S	J	A	L	I	K	O
D	B	F	D	S	J	N	G	B	I	F
R	R	A	E	H	Y	D	H	B	R	D
J	E	D	F	O	N	A	L	C	T	Z
A	L	Z	X	R	K	L	Y	F	S	V
O	L	S	W	T	L	S	H	I	R	T
H	A	T	J	S	D	I	Z	G	F	E
A	D	K	V	R	S	H	O	E	S	H



hat [het] sandals [sendols] shirt [szert] shorts [szorts] skirt [ske(r)t] sunglasses [sanglasys] umbrella [ambrela] shoes [szus]

1. Przeczytaj i zaznacz kółkiem właściwy obrazek.

Read and circle the right picture.

[rid end serkl de rajt pykce(r)]



I'm wearing boots.

[ajm terin buts]



I'm wearing a sun hat.

[ajm terin e san het]



I'm wearing trainers.

[ajm terin trejners]



I'm wearing a bracelet.

[ajm terin e brejslt]

2. Popatrz na obrazek i odpowiedz na pytanie.

Look at the picture and answer the question.

[luk et de pykce(r) end anser de kłesczn]



Have you got a skirt? [hew ju got e ske(r)t]

No, I haven't.



Have you got a jumper? [hew ju got e dżamper]

No, I haven't.



Have you got a tracksuit? [hew ju got e traksjut]

Yes, I have.



Have you got pyjamas? [hew ju got pydżamas]

Yes, I have.



Have you got an umbrella? [hew ju got en ambrela]

No, I haven't.

1. Popatrz na zdjęcia i wybierz właściwą odpowiedź.
Look at the photos and choose the right answer.

[luk et de fottots end czus de rajt anser]



Is she wearing a dress?

[is szi terin e dres]

Yes, she is. / No, she isn't.

[jes, szi is / noł, szi isnt]



Is he wearing a jumper?

[is hi terin e džamper]

Yes, he is. / No, he isn't.

[jes, hi is / noł, hi isnt]



Is he wearing sandals?

[is hi terin sendols]

Yes, he is. / No, he isn't.

[jes, hi is / noł, hi isnt]



Is she wearing shorts?

[is szi terin szorts]

Yes, she is. / No, she isn't.

[jes, szi is / noł, szi isnt]

2. Popatrz na siebie! Napisz, co masz na sobie. Narysuj.
Look at yourself! Write, what you are wearing. Draw it.

[luk et jorself! rajt, tot ju ar terin. dro it]

I'm wearing

napisz o sobie!

Handwriting practice lines consisting of multiple horizontal lines in blue and pink colors.

A large dashed blue box intended for drawing.

1. Popatrz, przeczytaj, odpowiedz.

Look, read, answer. [luk, rid, anser]

Is this dress pretty?

[is dis dres pryti]


Yes, it is.



Is this T-shirt new?

[is dis tiszert nju]

No, it isn't.



Is this dress old?

[is dis dres otld]

Yes, it is.



Is this jumper perfect?

[is dis dżamper perfykt]

No, it isn't.



Are these trousers nice?

[ar dis tratzers naj[s]

No, they aren't.




Is this skirt tidy?

[is dis ske(r)t tajdi]

No, it isn't.

1. Popatrz i połącz.

Look and match. [luk end mecz]



bedroom
[bedrum]

garden
[gardn]

hall
[hol]

bathroom
[bafrum]

kitchen
[kyczyn]

living room
[lywin rum]

1. Popatrz, przeczytaj i wybierz odpowiedź.

Look, read and choose the answer.

[luk, rid end czus de anser]

Can you see a bed?

[ken ju si e bed]

Yes, I can. / No, I can't.

[jes, aj ken / not, aj kent]

Can you see a chair?

[ken ju si e cze(r)]

Yes, I can. / No, I can't.

[jes, aj ken / not, aj kent]

Can you see a bookshelf?

[ken ju si e bukszelf]

Yes, I can. / No, I can't.

[jes, aj ken / not, aj kent]

Can you see a desk?

[ken ju si e desk]

Yes, I can. / No, I can't.

[jes, aj ken / not, aj kent]

2. Popatrz i dopasuj.

Look and match. [luk end mecz]

2 lamp [lemp]

6 bin [byn]

3 shelf [szelf]

5 board game [bo(r)d gejm]


1 window [tyndot]

4 teddy bear [tedi be(r)]



1. Popatrz i znajdź słówka.
Look and find the words.

[luk end fajnd de te(r)ds]



television

[telewizyn]

washing machine

[toszin meszin]

table

[tejbl]

computer

[kompjuter]

drawer

[droter]

phone

[fotn]

bin


[byn]

doll

[dol]

1 Uzupełnij.

Complete. [kompli:t]

This is made from... [dis is mejd from]	fabric [fabrik]	plastic [plestyk]	glass [glas]	metal [metl]	paper [pejper]	wood [tud]
					✓	
		✓				
			✓			
						✓
				✓		
	✓					
						✓
	✓					

1. Wpisz odpowiednie słowo: w, na, pod.

Write the word: in, on, under. [rajt de te(r)d: in, on, ander]



The key is on the table.
[de ki is] [de tejbł]

Clothes are in the wardrobe.
[klofs ar] [de tordrotb]



Toys are in the toy box.
[tojs ar] [de toj boks]

The cat is under the chair.
[de ket is] [de cze(r)]



The doll's house is on the rug.
[de dols hats is] [de rag]

2. Popatrz i połącz.

Look and match. [luk end mecz]




upstairs
[apsters]

downstairs
[datnsters]

1. Popatrz na obrazek. Co jest po lewej? Co jest po prawej? Napisz.
Look at the picture. What's on the left side?
What's on the right side? Write.

[luk et de pykcz(e)r). tots on de left sajd? tots on de rajt sajd? rajt]



toothbrush [tufbrasz] towel [tatel] torch [torcz]
 doll [dol] pen [pen] whistle [tysl]

On the left side: [on de left sajd]

whistle, towel, toothbrush.

On the right side: [on de rajt sajd]

torch, doll, pen.

2. Popatrz na obrazek.
 Odpowiedz na pytania.
Look at the picture.
Answer the questions.

[luk et de pykcz(e)r). anser de kłesczns]



What do you see?
 [tot du ju si]

kitchen [kyczyn] sitting room [sitin rum] bedroom [bedrum]

In this room I can see:
 [in dis rum aj ken si]

furniture [fernyczer] door [do(r)] window [tyndot] lamp [lemp] litter [lyter]

1. Popatrz, przeczytaj i uzupełnij: w, na.

Look, read and complete: in, on. [luk, rid end komplit: in, on]



Where's the apple?

[ters de epl]

In

the basket.

[de baskyt]



Where's the book?

[ters de buk]

On

the table.

[de tejbł]




Where's the exercise book?

[ters de ɛksesajz buk]

In

the bag.

[de beg]



Where's the toy?

[ters de toj]

On

the bed.

[de bed]

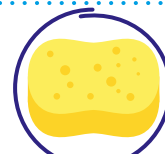
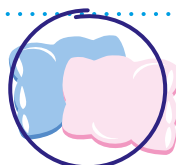
2. Popatrz, przeczytaj i zaznacz kółkiem.

Look, read and circle.

[luk, rid end serkl]

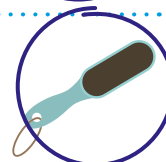

What's soft?

[tots soft]




What's rough?

[tots raf]





What's smooth?

[tots smuf]



What's hard?

[tots hard]



1. Popatrz na obrazki i zegary. Uzupełnij zdania.

Look at the pictures and the clocks. Complete the sentences.

[luk et de pykcz(e)r)s end de kloks. kompliit de sentensys]




Wake up!

It's time!
[its tajm]

It's time for

breakfast



It's time for

school

It's time for

lunch



It's time for

play

It's time for

bed

breakfast
[brekfest]

lunch
[lancz]

Wake up!
[tejk ap]


bed
[bed]

school
[skul]

play
[plej]

1. Popatrz i dopasuj.

Look and match. [luk end mecz]



4 police station
[pɒlɪs steɪʒn]

5 swimming pool
[swɪmɪŋ puːl]

1 church
[tʃɜːtʃ]

6 post office
[pəʊst ɒfɪs]

3 bookshop
[bʊkʃɒp]

2 train station
[treɪn steɪʒn]

2. Popatrz, przeczytaj i zaznacz (✓) poprawne zdanie.

Look, read and mark (✓) the right sentence.

[luk, rɪd end mɑ(r)k (✓) de raɪt sɛntəns]



Children are
in the cinema.
[tʃɪldrən ɑːr ɪn de sɪnema]

Children are
in the library.
[tʃɪldrən ɑːr ɪn de laɪbrəri]

Family is
on the picnic site.
[femjli ɪz ɒn de pɪknɪk saɪt]

Children are
in the park.
[tʃɪldrən ɑːr ɪn de pɑːk]

Children are
in the museum.
[tʃɪldrən ɑːr ɪn de mjuzɪəm]

Family is on
the zebra crossing.
[femjli ɪz ɒn de zɪbrə krosɪŋ]

1. Popatrz i napisz.

Look and write.

[luk end rajt]

bus

[bas]

lantern

[lantyn]

map

[mep]

stall

[stol]

toy shop

[toj szop]

bridge

[brydż]




bridge



lantern



map



bus



toy shop



stall

2. Popatrz i odpowiedz na pytania.

Look and answer the questions. [luk end anser de ktęscznš]



Can you see a car?

[ken ju si e kar]



Yes, I can.

[jes, aj ken]



No, I can't.

[not, aj kent]



Can you see traffic lights?

[ken ju si trafik lajts]



Yes, I can.

[jes, aj ken]



No, I can't.

[not, aj kent]



Can you see a market?

[ken ju si e markyt]



Yes, I can.

[jes, aj ken]



No, I can't.

[not, aj kent]

1. Popatrz. Czego brakuje? Zaznacz.
Look. What's missing? Mark.

[luk. tɒts mɪsɪŋ? ma(r)k]

digger [dɪɡə] scooter [skute(r)] **car** [kɑː] van [væn]



café [kəfeɪ] school [sku:l] **park** [pɑːk] playground [pleɪɡraʊnd]



road [roʊd] grass [ɡrɑːs] **street** [stri:t] house [haʊs]



2. Popatrz i dopasuj.

Look and match. [luk end mecz]

1



2



3



4



1

Can I have a kite?
[ken əj hew e kaɪt]

2

Can I have a book about dogs?
[ken əj hew e bu:k əbaʊt dɒɡz]

4

Can I have four lemons?
[ken əj hew fo(r) lemons]

3

Can I have a bottle of milk?
[ken əj hew e bɒtl of mlk]

1. Popatrz, dopasuj i napisz.
Look, match and write.

[luk, mecz end rajt]

sixty [sɪksti]
 forty [fɔrti]
 seventy [seventi]
 twenty [tenti]
 eighty [eɪti]
 fifty [fɪfti]
 thirty [fɜ:ti]

sixty
forty
seventy
twenty
eighty
fifty
thirty

2. Przeczytaj i dopasuj.

Read and match. [rid end mecz]



- 3 Yes, here they are.
 [jes, hi:er deɪ ar]
 2 Yes, please. Can I have two bananas?
 [jes, plɪz. kæn aɪ hæv tu bənənəs]
 1 Can I help you?
 [kæn aɪ help ju]
 4 Thank you!
 [fɛnk ju]



- 3 It's twenty.
 [ɪts tenti]
 1 Can I help you?
 [kæn aɪ help ju]
 4 Thanks!
 [fɛnks]
 2 How much is the red lollipop?
 [haʊ mʌtʃ ɪz ðe red lɒlɪpɒp]

1. Przeczytaj i uzupełnij.

Read and complete.

[rid end kompli]

sell

[sel]

lots of

[lots of]

buy

[baj]

This is Mr. Brown's stall.

[dis is myster braŋns stol]



You can

buy

[ju ken]

here carrots and

[hijer karots end]

cucumbers. He can

[kjukambers. hi ken]

sell

you pumpkins.

[ju pampkyns]

There are

lots of

[der ar]

tomatoes in the box.

[tomatots in de boks]

2. Przeczytaj i połącz.

Read and match.

[rid end mecz]

In a bookshop you can buy

[in e bukszop ju ken baj]

In a toy shop you can buy


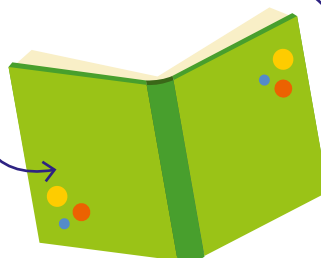


[in e toj szop ju ken baj]

In a post office you can buy

[in e potst ofys ju ken baj]

In a café you can buy

[in e kafej ju ken baj]



1. Popatrz, przeczytaj i wpisz właściwy numer.
Look, read and write the right number.

[luk, rid end rajt de rajt nambe(r)]

1



2



3



– Where are you from?

[ter ar ju from]

– I'm from Germany.

[ajm from dżermany]

2

– Where are you from?

[ter ar ju from]

– I'm from France.

[ajm from frans]

4

– Where are you from?

[ter ar ju from]

– I'm from Poland.

[ajm from polend]

1

– Where are you from?


[ter ar ju from]

– I'm from Great Britain.

[ajm from grejt brityn]

3

4



2. Przeczytaj i uzupełnij.
Read and complete.

[rid end kompli]

fantastic famous people pictures

[fantastik]

[fejmes]

[pipl]

[pykcze(r)s]

In my town you can visit a

[in maj ta:n ju ken wyzyt e]

famous

museum.

[mjuzijem]

There are many

[der ar meni]

pictures

in it.

[in it]

We have a park, too. It is big and green.

[ti hew e park, tu. it is byg end grin]

It's a

[its e]

fantastic

place to play!

[plejs tu plej]

Many

[meni]

people

like it.

[lajk it]



1. Popatrz i napisz.

Look and write. [luk end rajt]

baker

[bejker]

nurse

[ners]

firefighter

[faje(r) fajte(r)]

police officer

[polis ofyse(r)]

chef

[szef]

postman

[potstmen]

trainer

[trejner]


 He is a
 [hi is e]

police officer


 She is a
 [szi is e]

nurse


 He is a
 [hi is e]

trainer


 She is a
 [szi is e]

chef


 He is a
 [hi is e]

firefighter


 He is a
 [hi is e]



baker


 He is a
 [hi is e]

postman

1. Popatrz i dopasuj.

Look and match. [luk end mecz]



6 I'm riding a bike.
[ajm rajdin e bajk]

2 I'm riding a scooter.
[ajm rajdin e skute(r)]

4 I'm playing with a doll.
[ajm plejin tyf e dol]

3 I'm playing with a skipping rope.
[ajm plejin tyf e skipin rotp]

1 I'm riding a skateboard.
[ajm rajdin e skejtbord]

5 I'm playing with a train.
[ajm plejin tyf e trejn]

2. Przeczytaj i wybierz właściwy obrazek.

Read and choose the right picture.

[rid end czus de rajt pykcze(r)]

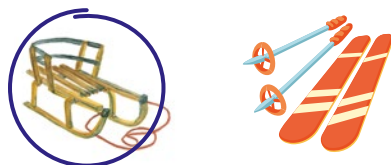
roundabout
[ratndebatt]



trampoline
[trampolin]



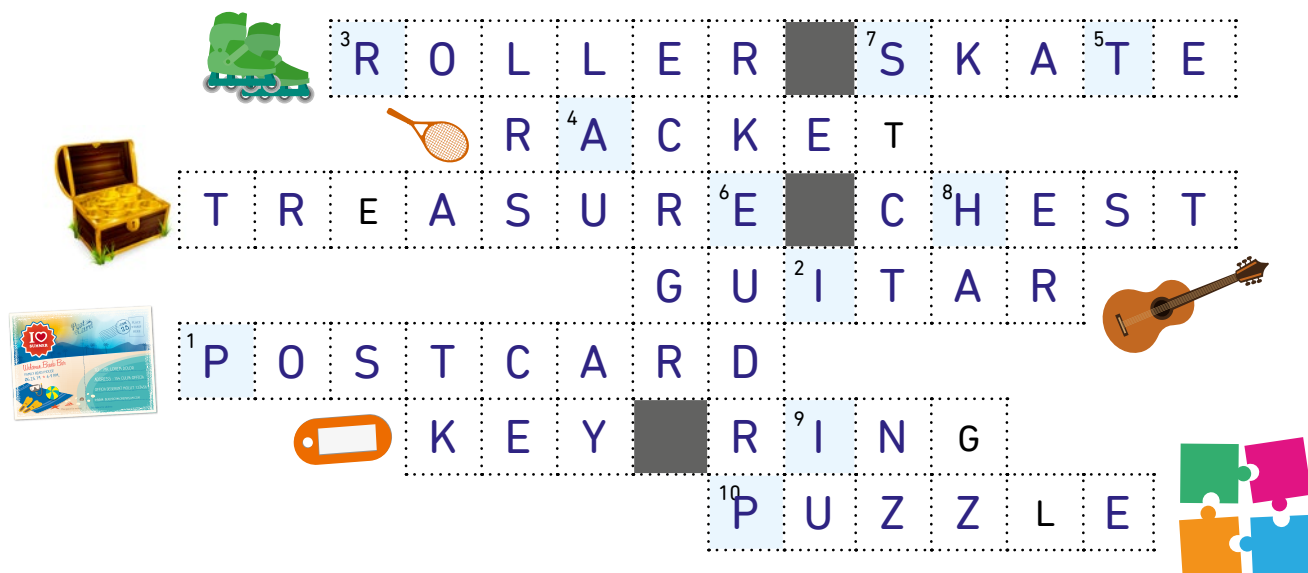
sledge
[sledż]



coach
[kotcz]



1. Rozwiąż krzyżówkę.

Solve the crossword. [solw de krosterd]

treasure chest

[treʒər ʧest]

roller skate

[rɒlər skejt]

guitar

[gita(r)]

postcard

[pɒstkɑːd]

key ring

[ki rɪŋ]

puzzle

[pʌzl]

racket

[rækt]

2. Napisz hasło z krzyżówki. Narysuj.

Write the password from the crossword. Draw.

[rajt de pasterd from de krosterd. dro]

1	2	3	4	5	6		7	8	9	10
P	I	R	A	T	E		S	H	I	P



1. Popatrz, przeczytaj i uzupełnij zdania.

Look, read and complete the sentences.

[luk, rid end kompli de sentensys]



I can swim.
[aj ken]



I can ride.
[aj ken]



I can ski.
[aj ken]

I'm wearing [ajm tɛrin]

goggles.

I'm wearing [ajm tɛrin]

reflective clothes.

I'm wearing a [ajm tɛrin e]

helmet.

ride

[rajd]

goggles

[gogls]

ski

[ski]

reflective clothes

[ryflektyw klofs]

helmet


[helmyt]

swim

[stym]

2. Popatrz, przeczytaj i dopasuj.

Look, read and match. [luk, rid end mecz]



basketball

[baskytbol]

football

[futbol]

playing frisbee

[plejin frisbi]

doing gymnastics

[dujin dzymnastyks]

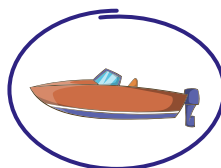
1. Co tu nie pasuje? Zaznacz. Napisz.

What doesn't match here? Mark and write.

[tot dasnt mecz hijer? ma(r)k end rajt]



comic



boat



crown

comic

[komyk]

boat

[bott]


crown

[kratn]


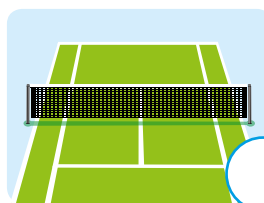
2. Przeczytaj, popatrz i wybierz właściwy obrazek.

Read, look and match the right picture.


[rid, luk end mecz de rajt pykcze(r)]





pitch [picz]



swimming pool [stymin pul]



cycle path [sajkl paf]



race [rejs]

1. Popatrz, przeczytaj i zaznacz (✓) prawidłowe zdanie.

Look, read and mark the right sentence with (✓).

[luk, rid end ma(r)k de rajt sentensys tyf (✓)]



She can dance.
[szɪ kən dens]

She can ride a bike.
[szɪ kən raɪd ə baɪk]



He can swim.
[hi kən stɪm]

He can jump.
[hi kən dʒʌmp]



He can run.
[hi kən rʌn]

He can dance.
[hi kən dens]

2. Popatrz, przeczytaj i napisz.

Look, read and write. [luk, rid end rajt]



Can you see a swing?
[kən ju si e stɪŋ]

Yes, I can.

Can you see a roundabout?
[kən ju si e raʊndəbaʊt]

Yes, I can.

Can you see a castle?
[kən ju si e kɑ:sl]

No, I can't.

Can you see a bike?
[kən ju si e baɪk]

No, I can't.

1. Popatrz, przeczytaj i wybierz właściwą odpowiedź.

Look, read and choose the right answer.

[luk, rid end czus de rajt anser]



What's this?

[tots dis]

This is **a tiger** a monkey.

[dis is]

[e tajge(r) / e manki]



What's this?

[tots dis]

This is **a sheep** a cat.

[dis is]

[e szip / e ket]



What's this?

[tots dis]

This is **an owl** a parrot.

[dis is]

[en atl / e parot]



What's this?

[tots dis]

This is **a hamster** a swan.

[dis is]

[e hamster / e stan]

2. Przeczytaj, napisz i otocz kółkiem właściwy obrazek.

Read, write and circle the right picture. [rid, rajt end serkl de rajt pykcze(r)]

It can fly.

[it ken flaj]



This is a

[dis is e]

parrot

It can run.

[it ken ran]



This is a

[dis is e]

zebra

It can climb.

[it ken klajm]




This is a

[dis is e]

monkey

It can roar.

[it ken ror]




This is a

[dis is e]

lion

It can hiss.

[it ken hys]



This is a

[dis is e]

snake

monkey

[manki]

parrot

[parot]

zebra

[zibra]

snake

[snejk]

lion

[lajen]

1. Otocz kółkiem właściwy obrazek.

Circle the right picture. [serkl de rajt pykcz(e)r]

It's enormous and dangerous.
[its ynornmes end dejndżeres]

It's green. [its grin]

It's tiny. It has got wings.
[its tajni. it hes got tings.]

It's black and yellow.
[its blek end jelot]

It has got four legs.
[it hes got fo(r) legs.]

It's awake and it can run.
[its ełejk end it ken ran]

It's big. [its byg]

It's black and white.
[its blek end tajt]

cow [kat]

crocodile [krokodajl]

horse [hors]

bee [bi]

2. Popatrz i otocz kółkiem właściwą odpowiedź.

Look and circle the right answer.

[luk end serkl de rajt anser]



Is it a bat?

[is it e bat?]

Yes, it is. / No, it isn't.

[jes, it is / not, it isnt]



Is it a fox?

[is it e foks?]

Yes, it is. / No, it isn't.

[jes, it is / not, it isnt]



Is it a fish?

[is it e fysz?]

Yes, it is. / No, it isn't.

[jes, it is / not, it isnt]




Is it a frog?

[is it e frog?]

Yes, it is. / No, it isn't.

[jes, it is / not, it isnt]



Is it a duck?

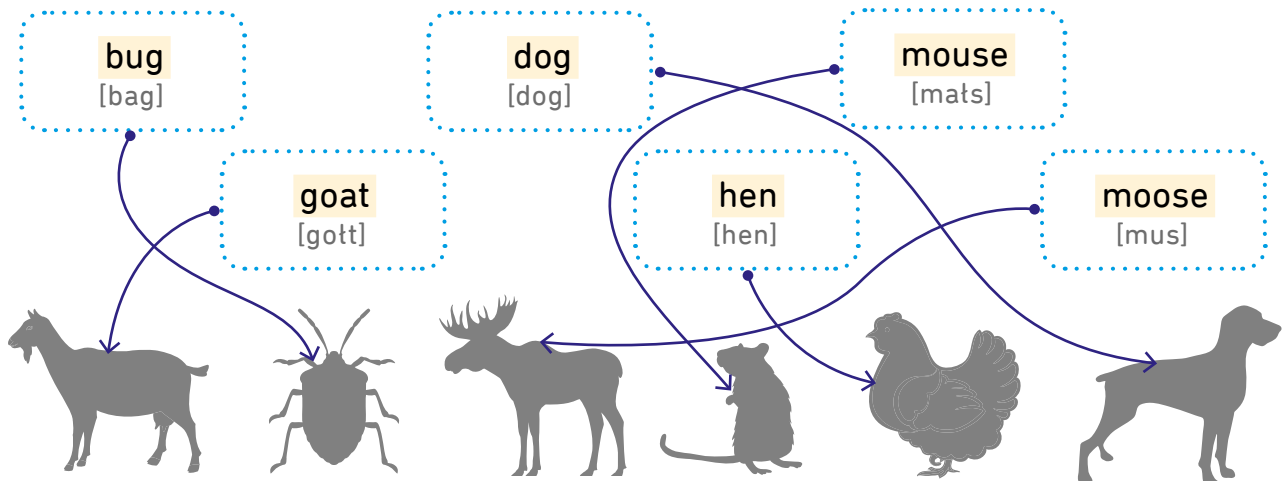
[is it e dak?]

Yes, it is. / No, it isn't.

[jes, it is / not, it isnt]

1. Popatrz, przeczytaj i dopasuj.


Look, read and match. [luk, rid end mecz]



2. Popatrz, przeczytaj i dopasuj.

Look, read and match.

[luk, rid end mecz]




- | | | | |
|----------------------|------------------------|---------------------|------------------------------|
| 1 – kennel
[kenl] | 2 – dog
[dog] | 3 – mouse
[mats] | 4 – horse
[hors] |
| 5 – goat
[gott] | 6 – basket
[baskyt] | 7 – tree
[tri] | 8 – butterfly
[baterflaj] |

1. Popatrz, przeczytaj i odpowiedz.

Look, read and answer. [luk, rid end anser]

Is it nasty?

[is it nasti]



Yes, it is.

Can it snap?


[ken it snap]



Yes, it can.

Is it scary?

[is it skeri]



Yes, it is.

Can it jump?

[ken it džamp]



Yes, it can.

2. Popatrz, policz i odpowiedz.


Look, count and answer. [luk, kałnt end anser]



How many horses?

[hat meni horsys]

four horses



How many hens?

[hat meni hens]

three hens



How many mice?

[hat meni majs]

five mice



How many foxes?

[hat meni foksys]

six foxes

1. Popatrz i opisz.

Look and describe. [luk end dyskrajb]

This is a
[dis is e]Is it safe?
[is it sejf]What colour is it?
[tot kaler is it]Has it got a tail?
[hes it got e tejl]

tiger

No, it isn't.

It's orange and black.

Yes, it has.

This is a
[dis is e]Can it hop?
[ken it hop]Is it slow?
[is it slot]Is it careful?
[is it kerful]

rabbit

Yes, it can.

No, it isn't.

Yes, it is.

2. Popatrz, przeczytaj i wybierz właściwe słowo.

Look, read and choose the right word.

[luk, rid end czus de rajt te(r)d]




I can

[aj ken]

I can't

[aj kent]


climb trees.
[klajm tris]

I can

[aj ken]

I can't

[aj kent]

get nectar from flowers.
[get nekter from flate(r)s]

I can

[aj ken]

I can't

[aj kent]

fly.
[flaj]

I can

[aj ken]

I can't

[aj kent]


eat bananas.
[it bananas]

1. Popatrz, przeczytaj, zaznacz kółkiem.

Look, read and circle. [luk, rid end serkl]

Which animal is quiet?

[ticz anymal is kłajet]



Which animal is loud?

[ticz anymal is latd]




Which animal is fast?

[ticz anymal is fast]



Which animal is slow?

[ticz anymal is slot]



2. Znajdź pszczole drogę do ula. Odpowiedz.

Find the road for the bee to the hive. Answer.

[fajnd de rot(d fo(r) de bi tu de hajf. anser]



What is in the hive?

[tot is in de hajf?]

There is a

[der is e]

honeycomb.

[hanikołmb]

cheese.

[czis]

1. Popatrz, przeczytaj i dopasuj.

Look, read and match. [luk, rid end mecz]

lollipop [lɒlɪpɒp]

ice cream [aɪskrɪm]


cheese [tʃiːz]

bread [bred]

pumpkin [pʌmpkɪn]

2. Popatrz i podpisz.

Look and write. [luk end rajt]




fish



apple




pasta



orange



cake



butter

apple
[epl]

butter
[bater]

fish
[fysz]













orange
[oryndź]

pasta
[pasta]

cake
[kej]

1. Popatrz i napisz.

Look and write. [luk end rajt]

	breakfast [brekfest]	lunch [lancz]	dinner [dyne(r)]
Daisy [dejzi] 			
Sheila [szila] 			
Ben [ben] 			

Daisy has got egg and milk for breakfast.
[dejzi hes got end fo(r) brekfest]

Ben has got soup for dinner.
[hes got sup fo(r) dyne(r)]


Sheila has got toast for breakfast.
[szila hes got totst fo(r)]

Ben has got banana for lunch.
[ben hes got fo(r) lancz]

Daisy has got salad for lunch.
[hes got salad fo(r) lancz]

Sheila has got spaghetti for dinner.
[szila hes got fo(r) dyne(r)]

1. Dopisz brakujące słowa.

Write the missing words. [rajt de mysin te(r)ds]salad, bread,
[salad, bred]

chicken

cheese, cake,
[czis, kejk]


bean

apple, milk,
[epl, mylk]

cereal

egg, fish,
[eg, fysz]

yoghurt

honey, chips,
[hani, czips]

rice

rice
[rajs]yoghurt
[jogert]bean
[bin]chicken
[czykn]cereal
[sirjel]

2. Popatrz i podpisz.

Look and write. [luk end rajt]



lemonade, juice, coffee, tea, water

tea
[ti]coffee
[kofi]lemonade
[lemonejd]juice
[dżus]water
[toter]

1. Popatrz, przeczytaj i napisz.

Look, read and write.

[luk, rid end rajt]



I like

[aj lajk]



chips

nuts

[nats]

chips

[czips]

pizza

[pica]

honey

[hani]

peas

[pis]



I don't like

[aj dont lajk]



nuts



I don't like

[aj dont lajk]



peas



I like

[aj lajk]



pizza



I like

[aj lajk]




honey

2. Popatrz na obrazki. Otocz zielonym kółkiem warzywa,
a czerwonym owoce.

Look at the pictures. Circle vegetables green and fruits red.

[luk et de pykce(r)s. serkl wedztbls grin end fruts red]



1. Przeczytaj i uzupełnij. Połącz z właściwym obrazkiem.
Read and complete. Match with the right picture.

[rid end komplit. mecz tyf de rajt pykcze(r)]

We get
[ti get

egg

from hen.
from hen]

We get
[ti get


milk

from cow.
from kat]

We get
[ti get

honey

from bees.
from bis]



milk
[mylk]

honey
[hani]

egg
[eg]

2. Przeczytaj i połącz zdania z obrazkami.
Read and match the sentences
with pictures.

[rid end mecz de sentensys tyf pykcze(r)s]

He is sowing seeds.
[hi is sotin sids]

This is a farmer on his field.
[dis is e farmer on his fild]

She is watering flowers.
[szi is toterin flate(r)s]

He is harvesting seeds to get wheat.
[hi is harwestin sids tu get tit]



1. Popatrz, przeczytaj i napisz: „tak” albo „nie”.

Look, read and write: "Yes, I do" or "No, I don't".

[luk, rid end rajt: "jes, aj du" or "not, aj dont"]



Do you like ice cream?

[du ju lajk ajskrim]

Yes, I do.



Do you like chicken?

[du ju lajk czykrn]

No, I don't.



Do you like apples?

[du ju lajk epls]

Yes, I do.



Do you like oranges?

[du ju lajk oryndzs]

No, I don't.



Do you like pasta?

[du ju lajk pasta]

Yes, I do.


2. Popatrz i otocz kółkiem. Napisz.

Look and circle. Write. [luk end serkl. rajt]




I'm hungry. I can eat...

[ajm hangri. aj ken it]



I'm thirsty. I can drink...

[ajm fersti. aj ken drynk]



fish, potato, cheese



water, milk

1. Popatrz, przeczytaj i połącz.

Look, read and match.

[luk, rid end mecz]

carbohydrates

[karbohajdrejts]

fat

[fat]

sugar


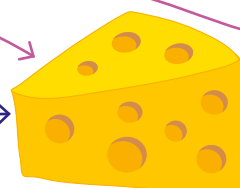


[szugar]

protein

[protin]

dairy

[deri]



1. Popatrz i podpisz.

Look and write. [luk end rajt]

bottle

[botl]

bucket

[bakyt]

sack

[sak]

bag

[beg]



sack

of wheat

[of tit]



bottle

of milk

[of mylk]



bag

of apples

[of epls]



bucket

of potatoes

[of potejtots]

2. Popatrz, przeczytaj i napisz.

Look, read and write. [luk, rid end rajt]

Spróbuj ułożyć
inne zdania!

I like

pizza

[aj lajk]

It's lovely!

[its lawli]

I don't like

lemon

[aj dont lajk]

It's horrible!

[its horybl]

I like

pasta

[aj lajk]

It's lovely!

[its lawli]

I don't like

fish

[aj dont lajk]

It's horrible!

[its horybl]

1. Popatrz i dopasuj. Napisz po polsku.

Look and match. Write in Polish. [luk end mecz. rajt in polysz]

What's the day today? [tots de dej tudej]

WEEKLY PLANNER

Monday	Tuesday	Wednesday	Thursday	Friday	Saturday	Sunday
						X

Wednesday [tenzdej]

środa

WEEKLY PLANNER

Monday	Tuesday	Wednesday	Thursday	Friday	Saturday	Sunday
X						

Saturday [saterdej]

sobota

WEEKLY PLANNER

Monday	Tuesday	Wednesday	Thursday	Friday	Saturday	Sunday
	X					

Sunday [sandej]

niedziela

WEEKLY PLANNER

Monday	Tuesday	Wednesday	Thursday	Friday	Saturday	Sunday
		X				

Friday [frajdej]

piątek

WEEKLY PLANNER

Monday	Tuesday	Wednesday	Thursday	Friday	Saturday	Sunday
			X			

Monday [mandej]

poniedziałek

WEEKLY PLANNER

Monday	Tuesday	Wednesday	Thursday	Friday	Saturday	Sunday
				X		

Tuesday [tjuzdej]

wtorek

WEEKLY PLANNER

Monday	Tuesday	Wednesday	Thursday	Friday	Saturday	Sunday
					X	

Thursday [fer'zdej]

czwartek

1. Popatrz i dopasuj.

Look and match. [luk end mecz]



Winter [tinter]



Spring [sprin]



Summer [same(r)]



Autumn [otem]

JULY

[dżulaj]

FEBRUARY

[februeri]

APRIL

[ejpril]

NOVEMBER

[notwember]

DECEMBER

[dysember]

JUNE

[dżun]

JANUARY

[dżenjueri]

OCTOBER

[oktober]

MARCH

[marcz]

AUGUST

[ogest]

SEPTEMBER

[september]

MAY

[mej]

1. Popatrz i odpowiedz.

Look and answer. [lʊk end ˈɑːnsər]




What's the weather like?

[tɒts de ˈtɛdər laɪk]

It's rainy.

[its]



What's the weather like?

[tɒts de ˈtɛdər laɪk]

It's sunny.

[its]



What's the weather like?

[tɒts de ˈtɛdər laɪk]

It's foggy.

[its]



What's the weather like?

[tɒts de ˈtɛdər laɪk]

It's windy.

[its]




What's the weather like?

[tɒts de ˈtɛdər laɪk]

It's snowy.

[its]



What's the weather like?

[tɒts de ˈtɛdər laɪk]

It's cloudy.

[its]

sunny

[ˈsʌni]

snowy

[ˈsnəʊi]

windy

[ˈwɪndi]

rainy

[ˈreɪni]

cloudy

[ˈklaʊdi]

foggy

[ˈfɒgi]

1. Przeczytaj i uzupełnij.

Read and complete. [rid end komplit]



It's summertime. We are
[its] _____ [ti ar]

on holidays.
on _____

I like sun!
aj lajk] _____

holidays

[holydejs]

sun

[san]

summertime

[samertajm]



It's winter. We can
[its] _____ [ti ken]

make a snowman.
mej k e _____

I like snow!
aj lajk] _____

snow

[snot]

snowman

[snotmen]

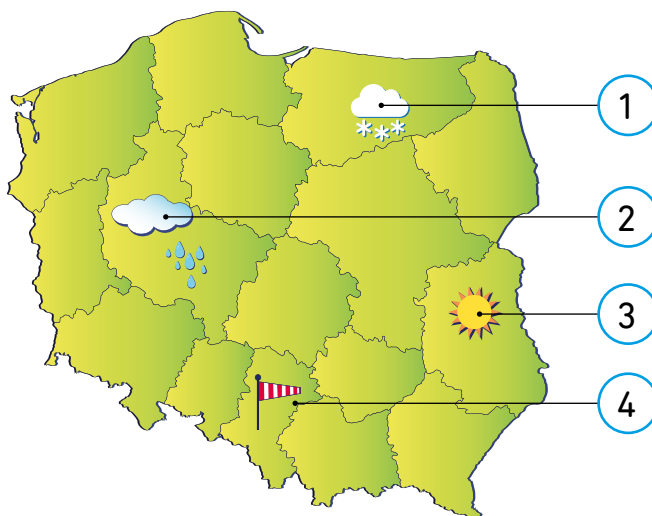
winter

[tinter]

2. Popatrz na prognozę pogody i dopasuj właściwe słowa. Napisz.

Look at the weather chart and match the right words. Write.

[luk et de teder czart end mecz de rajt te(r)ds. rajt]

sun ③
[san]sunwind ④
[tind]windsnow ①
[snot]snowrain ②
[rejn]rain

1. Popatrz i napisz: „tak” albo „nie”.

Look and write: "Yes, I do" or "No, I don't".

[luk end rajt: "jes, aj du" or "not, aj dont"]



Do you like sunny days?

[du ju lajk sani dejs]

Yes, I do.



Do you like rainy days?

[du ju lajk rejni dejs]


Yes, I do.



Do you like windy days?

[du ju lajk tindi dejs]

No, I don't.



Do you like snowy days?

[du ju lajk snoti dejs]


Yes, I do.



Do you like cloudy days?

[du ju lajk klatdi dejs]

No, I don't.




Do you like foggy days?

[du ju lajk fogi dejs]

No, I don't.

1. Popatrz i dopasuj.

Look and match. [luk end mecz]



It's snowy! Put on your hat.
[its snoti! put on jor het]

It's hot! Take off your jumper.
[its hot! tejk of jor džamper]

It's rainy! Take your umbrella.
[its rejni! tejk jor ambrela]

2. Popatrz i dopasuj. Otocz kółkiem właściwe słowo.

Look and match. Circle the right word.

[luk end mecz. serkl de rajt te(r)d]



people / human in summer
[pipl / hju:men in same(r)]



people / human in winter
[pipl / hju:men in tinter]



people / human in autumn
[pipl / hju:men in otem]



people / human in spring
[pipl / hju:men in sprin]

1. Popatrz i dopasuj.

Look and match. [luk end mecz]

1 – Father Christmas (Santa)

[fader krysmes (santa)]

2 – fireplace

[fajerplejs]

3 – star

[sta(r)]

4 – present

[preznt]

5 – Christmas stocking

[krysmes stokin]

6 – Christmas tree

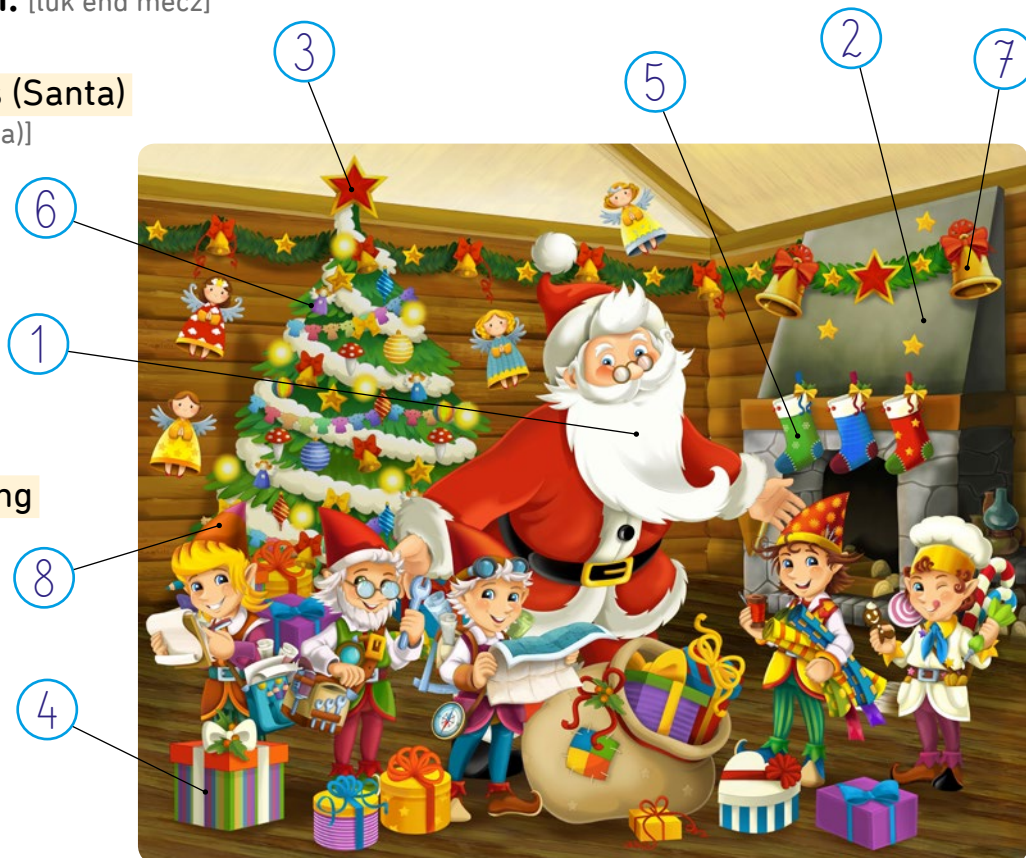
[krysmes tri]

7 – bell

[bel]

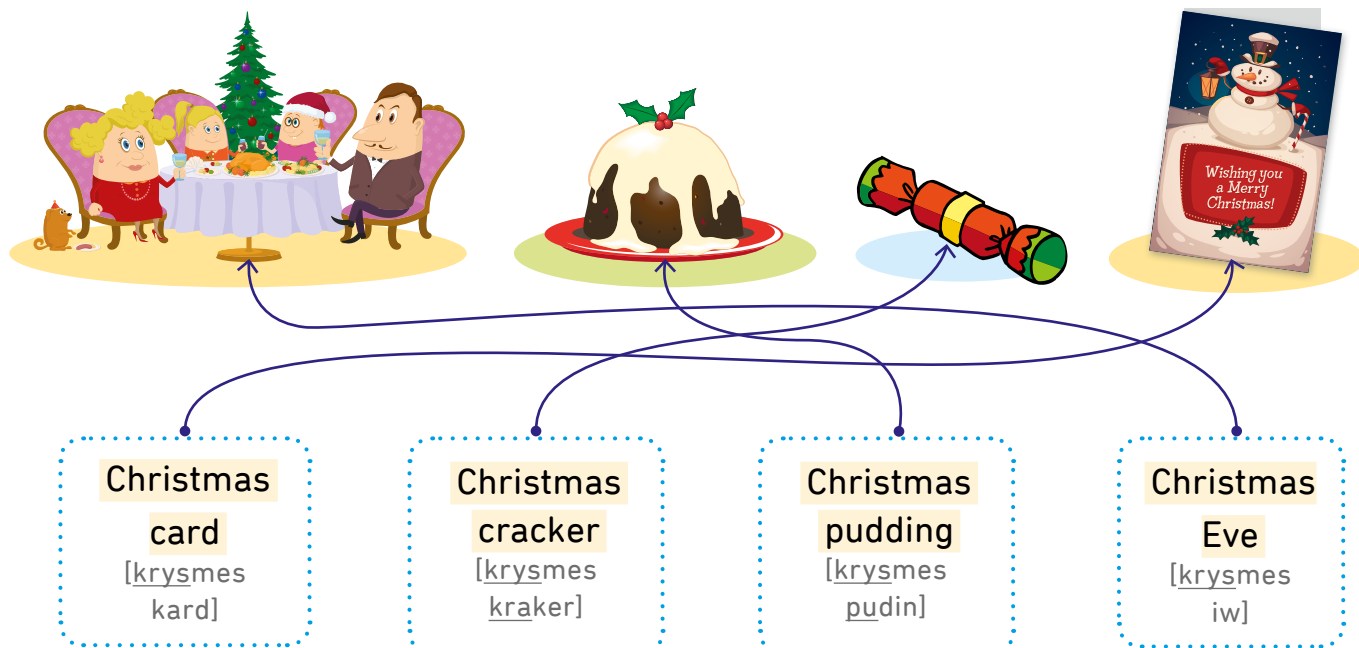
8 – paper hat

[pejper het]



2. Popatrz i dopasuj.

Look and match. [luk end mecz]



1. Uzupełnij.

Complete. [kompli:t]



It's Christmas time! There is Santa Claus in the town!

[its krysmes tajm! der is santa klos in de ta:n!]

A boy with torch is standing in the window. His sister is
 e boj tyf _____ is stendin in de tyndot. his syste(r) is

eating roast turkey. The sleigh flies and bells
 itin _____ de _____ flajs end bels

jingle. There's many lights and tinsels
 _____ ders meni _____ end _____

on the Christmas tree.


on de krysmes tri]

tinsels roast turkey torch sleigh lights jingle
 [tinsyls] [rotst terki] [torcz] [slej] [lajts] [dzyngl]


1. Pokoloruj plamki, a potem jajka wielkanocne.

Colour the spots and then Easter eggs.


[kaler de spots end den iste(r) egs]



yellow
[jələt]




orange
[oryndź]




red
[red]




green
[grin]




blue
[blu]



pink
[pynk]



purple
[perpl]




red + blue
[red + blu]



yellow + green + pink
[jələt + grin + pynk]



blue + purple + orange
[blu + perpl + oryndź]



green + pink
[grin + pynk]

2. Znajdź słowa i pokoloruj na czerwono.

Find words and colour them red.

[fajnd te(r)ds end kaler dem red]



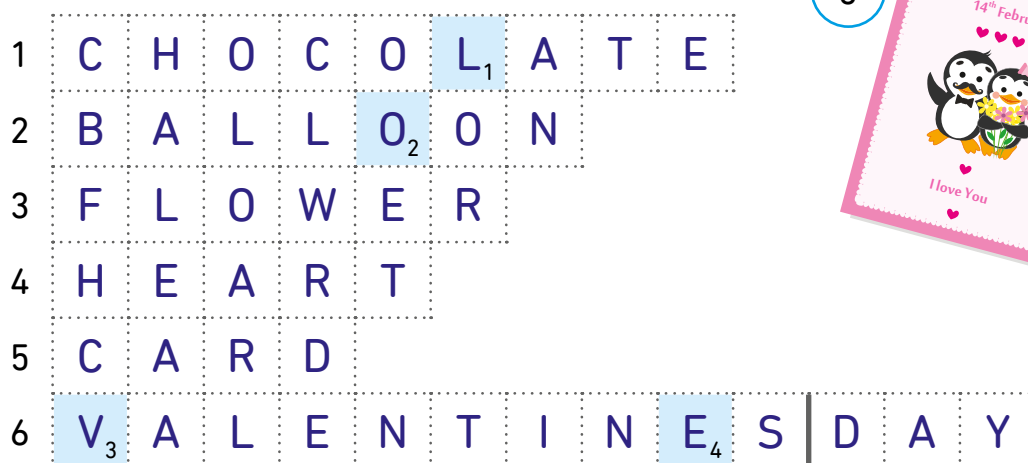

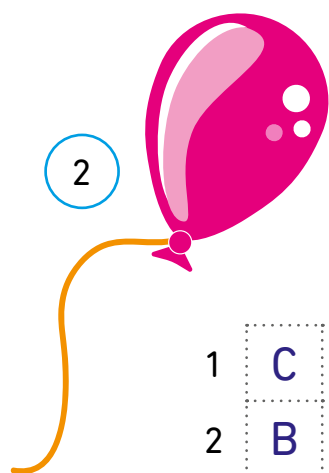


F	F	R	D	V	B	U	N	N	Y
L	D	A	S	R	A	J	U	F	N
O	U	G	L	A	S	D	B	F	M
W	C	H	I	C	K	D	C	H	G
E	K	G	E	W	E	G	G	T	I
R	A	B	B	I	T	E	T	F	Y



chick [czyk] rabbit [rabyt] flower [fla(r)] bunny [bani] duck [dak] basket [baskyt] egg [eg]

1. Rozwiąż krzyżówkę.
Solve the crossword.

[solw de krosterd]

Write the password:
[rajt de pasterd]

love

What does it mean in Polish?
[tot das it min in polysz]

miłość

1. Popatrz, przeczytaj, wybierz właściwe słowo.
Look, read, choose the right word.

[luk, rid, czus de rajt te(r)d]

1



I **hug** / kiss
[aj] [hag / kys]

my dad.
[maj ded]

2



I hug / **kiss**
[aj] [hag / kys]

my mum.
[maj mam]

3



He has got
[hi hes got]

a balloon / **a present.**
[e balun / e preznt]

4



She has got
[szy hes got]

a balloon / a present.
[e balun / e preznt]

5



This is
[dis is]

a card / a book.
[e kard / e buk]

6



They are
[dej ar]

sad / **happy.**
[sed / hepi]

Write the number of the picture where you see the Mother's Day.
[rajt de nambe(r) of de pykcze(r) ter ju si de maders dej]

2

Write the number of the picture where you see the Father's Day.
[rajt de nambe(r) of de pykcze(r) ter ju si de faders dej]

1

A about – [əbʌt] o
 alphabet – [ˌalfəbet] alfabet
 and – [end] i
 animal – [ˌænɪməl] zwierzę
 answer – [ˈɑːnsər] 1. odpowiedź, 2. odpowiedź
 apple – [ˈepl] jabłko
 arm – [ɑːm] ramię
 autumn – [ˈɒtəm] jesień
 awake – [əˈweɪk] czujny

B baby – [ˈbeɪbi] niemowlę
 bag – [bæg] torba
 baker – [ˈbeɪkər] piekarz
 ball – [bɔːl] piłka
 balloon – [bəˈluːn] balon
 banana – [bəˈnɑːnə] banan
 basket – [ˈbɑːskɪt] koszyk
 basketball – [ˌbɑːskɪtbɔːl] koszykówka
 bat – [bæt] nietoperz
 bathroom – [ˈbɑːfrʊm] łazienka
 bean – [biːn] fasola
 bed – [bed] łóżko
 bedroom – [ˈbedrʊm] sypialnia
 bee – [biː] pszczoła
 bell – [bel] dzwonek
 big – [bɪg] duży
 bike – [baɪk] rower
 bin – [bɪn] kosz na śmieci
 bird – [bɜːd] ptak
 birdhouse – [ˈbɜːdhʌʊs] domek dla ptaków
 black – [blæk] czarny
 blond – [blɒnd] blond
 blue – [bluː] niebieski
 board game – [bɔː(r)d geɪm] gra planszowa
 boat – [bɔːt] łódź
 body – [ˈbɒdi] ciało
 book – [buk] książka
 bookshelf – [ˈbʊkʃelf] półka na książki
 bookshop – [ˈbʊkʃɒp] księgarnia
 boots – [buːts] buty
 bottle – [ˈbɒtl] butelka
 box – [bɒks] pudełko
 boy – [bɔɪ] chłopiec
 bracelet – [ˈbreɪsɪtl] bransoletka
 bread – [bred] chleb
 breakfast – [ˈbreɪkfest] śniadanie
 bridge – [brɪdʒ] most

brother – [ˈbrʌðər] brat
 brown – [braʊn] brązowy
 bucket – [ˈbʌkɪt] wiadro
 bug – [bʌg] robak
 bunny – [ˈbʌni] króliczek
 bus – [bʌs] autobus
 butter – [ˈbʌtər] masło
 butterfly – [ˈbʌtərflaɪ] motyl
 buy – [baɪ] kupić

C café – [ˈkæfeɪ] kawiarnia
 cake – [keɪk] ciasto, ciastko
 cap – [kæp] czapka z daszkiem
 car – [kɑː] samochód
 carbohydrates – [ˌkɑːboʊhaɪdreɪts] węglowodany
 card – [kɑːd] pocztówka
 careful – [ˈkeərful] ostrożny
 carrot – [ˈkærət] marchewka
 castle – [kɑːsl] zamek
 cat – [kæt] kot
 cereal – [ˈsɪrjəl] płatki zbożowe
 chair – [tʃeə(r)] krzesło
 cheese – [tʃiːz] ser
 chef – [ʃef] kucharz, szef kuchni
 chick – [tʃɪk] kurczak
 chicken – [ˈtʃɪkn] kurczak
 child – [tʃaɪld] dziecko (l. mn. children [ˈtʃɪldrən])
 chips – [tʃɪps] frytki
 chocolate – [ˈtʃɒkəleɪt] czekolada
 choose – [tʃuz] wybrać
 Christmas – [ˈkrɪsməs] Boże Narodzenie
 Christmas card – [ˈkrɪsməs kɑːd] pocztówka
 bożonarodzeniowa
 Christmas cracker – [ˈkrɪsməs ˈkrækər] cracker
 (rodzaj świątecznego prezentu)
 Christmas Eve – [ˈkrɪsməs iːv] Wigilia Bożego
 Narodzenia
 Christmas pudding – [ˈkrɪsməs ˈpuːdɪŋ] świąteczny
 pudding
 Christmas stocking – [ˈkrɪsməs ˈstɒkɪŋ] świąteczna
 skarpetka na prezenty
 Christmas tree – [ˈkrɪsməs ˈtriː] choinka
 bożonarodzeniowa
 church – [tʃɜːtʃ] kościół
 cinema – [ˈsɪnəmə] kino
 circle – [ˈsɜːkl] 1. koło, 2. otoczyć
 clap – [klep] klaskać

Choć nikt
tego nie lubi,
warto uczyć
się słówek –
na pamięć!

class – [klas] klasa (grupa uczniów)
 classroom – [klasrum] klasa (pomieszczenie w szkole)
 climb – [klajm] wspinać się
 clock – [klok] zegar
 clothes – [klofs] ubrania
 cloudy – [klaɹdi] pochmurno
 coach – [kotcz] trener
 coat – [kott] płaszcz
 coffee – [kofi] kawa
 colour – [kaler] 1. kolor, 2. pokolorować
 comic – [komyk] komiks
 complete – [komplit] uzupełnić
 computer – [kompjuter] komputer
 count – [katnt] liczyć
 cousin – [kazyn] kuzyn
 cow – [kaɹ] krowa
 crocodile – [krokodajl] krokodyl
 crossword – [krosterd] krzyżówka
 crown – [kratn] korona
 cucumber – [kjuɹkamber] ogórek
 cycle path – [sajkl paɹ] ścieżka rowerowa

D dad – [ded] tata
 dairy – [deri] nabiał
 dance – [dans] 1. taniec, 2. tańczyć
 dangerous – [dejnɹeres] niebezpieczny
 day – [dej] dzień
 describe – [dyskrajb] opisać
 desk – [desk] biurko
 digger – [diger] koparka
 dinner – [dyne(r)] obiad
 doing gymnastics – [dujin dzymnastyks] gimnastykować się
 dog – [dog] pies
 doll – [dol] lalka
 doll's house – [dols hats] domek dla lalek
 door – [do(r)] drzwi
 downstairs – [datnsters] na dół
 draw – [dro] rysować
 drawer – [droter] szuflada
 dress – [dres] sukienka
 drink – [drynk] pić
 duck – [dak] kaczka

E ear – [ije(r)] ucho
 Easter – [iste(r)] Wielkanoc

Easter egg – [iste(r) eg] pisanka, jajko wielkanocne
 eat – [it] jeść
 egg – [eg] jajko
 eight – [ejt] osiem
 eighteen – [ejtin] osiemnaście
 eighty – [ejti] osiemdziesiąt
 eleven – [ilewen] jedenaście
 enormous – [ynormes] ogromny
 equals – [iktels] równa się
 exercise – [eksesajz] ćwiczenie
 exercise book – [eksesajz buk] zeszyt
 eye – [aj] oko

F fabric – [fabrik] tkanina, materiał
 face – [fejs] twarz
 family – [femyli] rodzina
 famous – [fejmes] sławny
 fantastic – [fantastik] fantastyczny
 farmer – [farmer] rolnik
 fast – [fast] szybki
 fat – [fat] 1. gruby, 2. tłuszcz
 Father Christmas (Santa Claus) – [fader krysmes (santa klos)] Święty Mikołaj
 Father's Day – [faders dej] Dzień Ojca
 favourite – [fejwrt] ulubiony
 festival – [festiwal] święto
 field – [fild] pole
 fifteen – [fiftin] piętnaście
 fifty – [fifti] pięćdziesiąt
 find – [fajnd] znaleźć
 finger – [fyng(e)r] palec
 firefighter – [faje(r) fajte(r)] strażak
 fireplace – [fajerplejs] kominek
 fish – [fysz] ryba
 five – [fajf] pięć
 flower – [flaɹe(r)] kwiat
 fly – [flaj] latać
 foggy – [fogi] mglisto
 food – [fud] jedzenie
 foot – [fut] stopa (l.mn. feet [fit])
 football – [futbol] piłka nożna
 for – [fo(r)] dla
 forty – [forti] czterdzieści
 four – [fo(r)] cztery
 fourteen – [fortin] czternaście
 fox – [foks] lis
 France – [frans] Francja

friend – [frend] przyjaciel, przyjaciółka
 frisbee – [frisbi] frisbee
 frog – [frog] żaba
 from – [from] z
 fruit – [frut] owoc
 furniture – [furnyczer] meble

G

garden – [gardn] ogród
 Germany – [dżermany] Niemcy
 get – [get] dostać, otrzymać
 girl – [gerl] dziewczynka
 glass – [glas] szkło
 goat – [gott] koza
 goggles – [gogls] gogle
 grandpa – [grenpa] dziadek
 granny – [greni] babcia
 grass – [gras] trawa
 Great Britain – [grejt brityn] Wielka Brytania
 green – [grin] zielony
 grey – [grej] szary
 guitar – [gita(r)] gitara

H

hair – [he(r)] włosy
 hall – [hol] przedpokój
 hamster – [hamster] chomik
 hand – [hend] ręka
 happy – [hapi] szczęśliwy
 hard – [hard] twardy
 harvest – [harwest] 1. żniwa, 2. kosić
 hat – [het] kapelusz
 have / have got – [hew / hew got] mieć
 he – [hi] on
 head – [hed] głowa
 hear – [hi(r)] słyszeć
 heart – [hart] serce
 helmet – [helmyt] kask
 hen – [hen] kura
 her – [her] jej, niej
 here – [hijer] tutaj
 his – [his] jego, go
 hiss – [hys] syczeć
 hive – [hajw] ul
 holiday – [holydej] wakacje
 honey – [hani] miód
 honeycomb – [hanikołmb] plaster miodu
 hop – [hop] podskakiwać
 horrible – [horybl] okropny, straszny

horse – [hors] koń
 hot – [hot] gorący
 house – [hats] dom
 hug – [hag] 1. uścisk, 2. ścisnąć
 human – [hju:men] człowiek
 hungry – [hangri] głodny

I

I – [aj] ja
 ice cream – [ajskrim] lody
 in – [in] w
 it – [it] to, on

J

jingle – [dżyngl] dzwonić, brzęczeć
 job – [dżob] zawód
 juice – [dżus] sok
 jump – [dżamp] skakać
 jumper – [dżamper] sweter

K

kennel – [kenl] buda dla psa
 key – [ki] klucz
 key ring – [ki rin] breloczek do kluczy
 kiss – [kys] 1. całować, 2. pocałunek
 kitchen – [kyczyn] kuchnia
 kite – [kajt] latawiec

L

lamp – [lemp] lampa
 lantern – [lantyn] latarnia
 left – [left] lewy, lewo
 leg – [leg] noga
 lemon – [lemon] cytryna
 lemonade – [lemonejd] lemoniada
 letter – [leter] litera
 library – [lajbreri] biblioteka
 lights – [lajts] światła
 like – [lajk] lubić
 lion – [lajen] lew
 litter – [lyter] śmieci
 living room – [lywin rum] salon, pokój dzienny
 lollipop – [lolipop] lizak
 long – [lon(g)] długi
 look – [luk] popatrzeć
 lots of... – [lots of] dużo
 loud – [latd] głośny
 lovely – [lawli] śliczny
 lunch – [lancz] lunch
 lunch box – [lancz boks] pudełko śniadaniowe

Można
 zrobić zawody
 na słówka.
 Dziś np. literka L
 – kto więcej
 zapamiętał.

M

make – [mejk] robić
 many – [meni] dużo, wiele
 map – [mep] mapa
 mark – [ma(r)k] oznaczyć
 market – [markyt] sklep
 match – [mecz] dopasować
 mean – [min] znaczyć
 memorize – [memorajz] zapamiętać
 metal – [metl] metal
 milk – [mylk] mleko
 minus – [majnes] minus
 miss – [mys] brakować
 monkey – [manki] małpa
 moose – [mus] łos
 Mother's Day – [maders dej] Dzień Matki
 mouse – [mats] mysz (l.mn. mice [majns])
 mouth – [matf] usta
 move – [muw] ruszać się
 Mr. – [myster] pan (skrót od mister)
 mum – [mam] mama
 museum – [mjuzijem] muzeum
 my – [maj] mój, moja, moje

N

name – [nejm] imię, nazwa
 nasty – [nasti] niegrzeczny
 nectar – [nektek] nektar
 new – [nju] nowy
 next to – [nekt tu] obok
 nice – [najs] miły
 nine – [najn] dziewięć
 nineteen – [najntin] dziewiętnaście
 no – [not] nie
 nose – [nots] nos
 number – [nambe(r)] cyfra
 nurse – [ners] pielęgniarka
 nut – [nat] orzech

Może wytnij
literkę i noś
w piórniku?
Co jakiś czas
zerkaj!

O

old – [otld] stary
 on – [on] na
 one – [tan] jeden
 orange – [oryndż] 1. pomarańcza,
 2. pomarańczowy
 owl – [atł] sowa

P

paper – [pejper] papier
 paper hat – [pejper het] papierowy
 kapeluszek

park – [park] park
 parrot – [parot] papuga
 password – [pasterd] hasło
 pasta – [pasta] makaron
 peas – [pis] groszek
 pen – [pen] długopis
 people – [pipl] ludzie
 perfect – [perfykt] idealny
 phone – [fofn] telefon
 photo – [fołtot] fotografia
 picnic site – [pyknyk saj] miejsce na piknik
 picture – [pykcz(e)r] obrazek
 pink – [pynk] różowy
 pirate ship – [pajryt szyp] statek piracki
 pitch – [picz] boisko
 pizza – [pica] pizza
 place – [plejs] miejsce
 plastic – [plestyk] plastik
 play – [plej] bawić się
 playground – [plejgratnd] plac zabaw
 play time – [plej tajm] czas na zabawę
 plus – [plas] plus
 Poland – [polend] Polska
 police officer – [polis ofyse(r)] policjant
 police station – [polis stejszyn] komisariat
 Polish – [polysz] polski
 post office – [połst ofys] poczta
 postcard – [połstkard] pocztówka
 postman – [połstmen] listonosz
 potato – [potejtot] ziemniak
 present – [preznt] prezent
 pretty – [pryti] ładny
 protein – [prołtin] białko
 pull – [pul] ciągnąć
 pumpkin – [pampkyn] dynia
 purple – [perpl] fioletowy
 push – [pusz] pchać
 put on – [put on] założyć
 puzzle – [pazl] puzzle
 pyjamas – [pydżamas] piżama

Q

question – [kłesczn] pytanie
 quiet – [kłajet] cichy

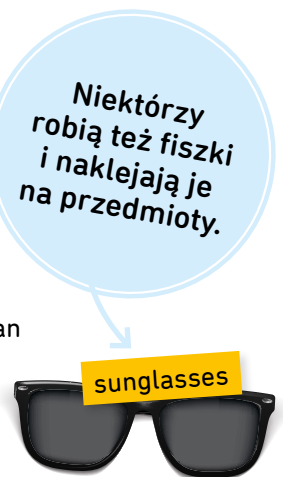
R

rabbit – [rabyt] królik
 race – [rejs] wyścig
 racket – [raket] rakietka (do gry)
 rain – [rejn] deszcz
 rainy – [rejni] deszczowy
 read – [rid] czytać
 rectangle – [rektengl] prostokąt
 red – [red] czerwony
 reflective clothes – [ryflektyw klofs] ubrania
 odblaskowe
 result – [ryzolt] wynik
 rice – [rajs] ryż
 ride – [rajd] jeździć
 right – [rajt] 1. właściwy, prawidłowy, 2. prawy,
 prawo
 road – [rotd] droga
 roar – [ror] ryczeć
 roast turkey – [rotst terki] pieczony indyk
 roller skate – [rotler skejt] rolki
 room – [rum] pokój
 rough – [raf] szorstki
 roundabout – [ratndebatt] karuzela
 rug – [rag] dywan
 ruler – [rule(r)] linijka
 run – [ran] biec

S

sack – [sak] worek
 sad – [sed] smutny
 safe – [sejf] bezpieczny
 salad – [salad] sałatka
 sandals – [sendols] sandały
 scary – [skeri] straszny
 school – [skul] szkoła
 scooter – [skute(r)] hulajnoga
 season – [siz(e)n] pora roku
 see – [si] patrzeć
 seed – [sid] ziarno
 sell – [sel] sprzedawać
 sentence – [sentens] zdanie
 seven – [sewen] siedem
 seventeen – [sewentin] siedemnaście
 seventy – [sewenti] siedemdziesiąt
 shake – [szejk] potrząsać
 shape – [szejp] kształt
 she – [szi] ona
 sheep – [szip] owca

shelf – [szelf] półka
 shirt – [szert] koszula
 shoes – [szus] buty
 shop – [szop] sklep
 short – [szort] krótki
 shorts – [szorts] krótkie spodenki, szorty
 side – [sajd] strona
 sister – [syste(r)] siostra
 sit down – [sit datn] usiąść
 sitting room – [sitin rum] pokój dzienny
 six – [siks] sześć
 sixteen – [sikstin] szesnaście
 sixty – [siksti] sześćdziesiąt
 skateboard – [skejtboard] deskorolka
 ski – [skil] jeździć na nartach
 skip – [skip] przeskoczyć
 skipping rope – [skipin rot] skakanka
 skirt – [ske(r)t] spódnica
 sledge – [sledż] sanki
 sleigh – [slej] sanie
 slow – [słot] powolny
 small – [smol] mały
 smell – [smel] powąchać
 smooth – [smuf] gładki
 snake – [snejk] wąż
 snap – [snap] kłapać
 snow – [snot] śnieg
 snowman – [snotmen] bałwan
 snowy – [snoti] śnieżny
 socks – [soks] skarpetki
 soft – [soft] miękki
 solve – [solw] rozwiązywać
 soup – [sup] zupa
 sow – [sot] siało
 spaghetti – [spageti] spaghetti
 spot – [spot] kropka, plamka
 spring – [sprin] wiosna
 square – [skte(r)] kwadrat
 stall – [stol] stoisko
 stamp – [stamp] 1. znaczek, 2. tupać
 stand up – [stend ap] wstać
 star – [sta(r)] gwiazda
 sticker – [stike(r)] naklejka
 street – [strit] ulica
 sugar – [szugar] cukier
 summer – [same(r)] lato
 summertime – [samertajm] lato



sun – [san] słońce
 sunglasses – [sanglasys] okulary przeciwsłoneczne
 sun hat – [san het] kapelusz przeciwsłoneczny
 sunny – [sani] słonecznie
 swan – [sɔn] łabędź
 swim – [stym] pływać
 swimming pool – [stymin pul] basen
 swing – [stin] huśtawka

T

.....
 table – [tejbl] stół
 tail – [tejl] ogon
 take – [tejk] brać
 take off – [tejk of] zdjąć
 tall – [tol] wysoki
 taste – [tejst] smakować
 tea – [ti] herbata
 teacher – [ticze(r)] nauczyciel
 teddy bear – [tedi be(r)] pluszowy miś
 television – [telewizyn] telewizor
 ten – [ten] dziesięć
 the same – [de sejm] to samo
 thin – [fyn] chudy, cienki
 thirsty – [fersti] spragniony
 thirteen – [fertin] trzynaście
 thirty – [ferti] trzydzieści
 this – [dis] ten, ta, to
 three – [fri] trzy
 tidy – [tajdi] czysty
 tiger – [tajge(r)] tygrys
 time – [tajm] pora, czas
 tinsel – [tinsyl] łańcuch choinkowy
 tiny – [tajni] małe
 toast – [totst] tost
 today – [tudej] dzisiaj
 toe – [toł] palec u nogi
 together – [tugeder] razem
 tomato – [tomatol] pomidor
 too – [tu] też, także
 tooth – [tuf] ząb (l.mn. teeth [tif])
 toothbrush – [tufbrasz] szczoteczka do zębów
 torch – [torcz] latarka
 touch – [tacz] dotykać
 towel – [tałel] ręcznik
 town – [tatn] miasto
 toy – [toj] zabawka
 toy box – [toj boks] pudełko na zabawki

toy shop – [toj szop] sklep z zabawkami
 trace – [trejs] pisać po śladzie
 tracksuit – [traksjut] dres
 traffic lights – [trafik lajts] sygnalizacja świetlna
 train – [trejn] pociąg
 train station – [trejn stejszyn] dworzec kolejowy
 trainer – [trejner] trener
 trainers – [trejners] tenisówki
 trampoline – [trampolin] trampolina
 treasure chest – [treżer czest] skrzynia na skarby
 tree – [tri] drzewo
 triangle – [trajengl] trójkąt
 trousers – [tratrzers] spodnie
 T-shirt – [tiszert] koszulka z krótkim rękawem
 turn around – [tern erałnd] obrócić się
 twelve – [ttelw] dwanaście
 twenty – [ttenti] dwadzieścia
 two – [tu] dwa

U

umbrella – [ambrela] parasol
 under – [ander] pod
 upstairs – [apsters] do góry

V

.....
 Valentine's Day – [wałentajns dej] walentynki
 van – [wan] van (rodzaj samochodu)
 vegetable – [wedżtbl] warzywo
 visit – [wyzyt] odwiedzić

W

.....
 wait for – [tejt fo(r)] czekać na
 wake up – [tejk ap] obudzić się
 wardrobe – [tordrołb] szafa
 washing machine – [łoszin meszin] pralka
 water – [toter] woda, podlewać
 wave – [tejw] machać
 wear – [ter] nosić (na sobie)
 weather – [teder] pogoda
 weather chart – [teder czart] prognoza pogody
 what – [tot] co
 wheat – [tit] pszenica
 where – [ter] gdzie
 which – [ticz] który
 whistle – [tysl] 1. gwizdać,
 2. gwizdek
 white – [tajt] biały
 wind – [tind] wiatr
 window – [tyndol] okno
 windy – [tindi] wietrzny

Można też podzielić sobie słowniczek np. po 10 słówek – limit dzienny. Po miesiącu poznasz ich 300!

wing – [tɪŋ] skrzydło
 winter – [tɪntər] zima
 with – [tɪf] z
 wood – [tʊd] drewno
 word – [tɛ(r)d] słowo
 write – [raɪt] pisać

Y

yellow – [jələʊ] żółty
 yes – [jes] tak
 yoghurt – [jɒɡət] jogurt
 you – [ju] ty
 young – [jʌŋ] młody

Dni tygodnia

Sunday – [sʌndeɪ] niedziela
 Monday – [mʌndeɪ] poniedziałek
 Tuesday – [tʃuɜdeɪ] wtorek
 Wednesday – [tɛnzdeɪ] środa
 Thursday – [fɛr'zdeɪ] czwartek
 Friday – [fraɪdeɪ] piątek
 Saturday – [sətərdeɪ] sobota

your – [jɔr] twój, twoja, twoje
 yourself – [jɔrsɛlf] sobie, siebie, się

Z

zebra – [zɪbrə] zebra
 zebra crossing – [zɪbrə krosɪn] przejście dla pieszych

To koniec!
 Zapraszamy
 do trzeciej
 części!

Miesiące

January – [dʒɛnjuəri] styczeń
 February – [fɛbruəri] luty
 March – [mɑrtʃ] marzec
 April – [eɪprɪl] kwiecień
 May – [meɪ] maj
 June – [dʒun] czerwiec
 July – [dʒulaɪ] lipiec
 August – [ɒɡɒst] sierpień
 September – [septɛmbər] wrzesień
 October – [ɒktəʊbər] październik
 November – [nɒtvɛmbər] listopad
 December – [dɪsɛmbər] grudzień

Zwroty i sformułowania – to musisz znać!

Bye! – [baɪ] Cześć! [na pożegnanie]
 Can I have...? Yes, here it is. – [kən aj hɛw...? jes, hɪjər it ɪs] Czy mogę prosić...? Tak, proszę bardzo.
 Can I help you? – [kən aj help ju] W czym mogę pomóc?
 Hello! – [hələʊ] Cześć!
 How are you? – [haʊ ar ju] Jak się masz?
 How many? – [haʊ mɛni] Ile?
 How much is...? It's... – [haʊ mʌtʃ ɪs... ɪts...] Ile kosztuje...? To kosztuje...
 How old are you? – [haʊ ɔld ar ju] Ile masz lat?
 I can... / I can't... – [aj kən... / aj kɛnt...] Umieję... / nie umię...
 I'm... years old – [ajm... jɛrs ɔld] Mam... lat
 I'm playing with... – [ajm plɛɪɪn tɪf...] Bawię się... [czymś]
 I'm riding a... – [ajm raɪdɪn e...] Jeżdżę na...

I'm wearing... – [ajm tɛrɪn...] Noszę (mam na sobie)...
 It is made from... – [ɪt ɪs meɪd frɒm...] To jest zrobione z...
 It's time for... – [ɪts taɪm fo(r)...] Czas na...
 Thank you! – [fɛnk ju] Dziękuję!
 Thanks! – [fɛnks] Dzięki!
 What colour is...? – [wɒt kələr ɪs...] Jakiego koloru jest...?
 What's the day today? – [wɒts de deɪ tudeɪ] Jaki dziś dzień?
 What's the weather like? – [wɒts de tɛdər laɪk] Jaka jest pogoda?
 What's your name? My name is... – [wɒts jɔr neɪm? maɪ neɪm ɪs...] Jak masz na imię? Mam na imię...
 Where are you from? I'm from... – [wɛr ar ju frɒm? ajm frɒm...] Skąd pochodzisz? Pochodzę z...

SPIIS TREŚCI

- Colours (Kolory) **str. 1–8**
- Welcome and goodbye (Powitanie i pożegnanie) **str. 9**
- Alphabet (Alfabet) **str. 10**
- Numbers (Liczby) **str. 11–13**
- Shapes (Kształty) **str. 14**
- School (Szkoła) **str. 15–17**
- Family (Rodzina) **str. 18–20**
- Body and face (Ciało i twarz) **str. 21–24**
- Clothes (Ubrania) **str. 25–28**
- House (Dom) **str. 29–36**
- Town and shop (Miasto i zakupy) **str. 37–42**
- Jobs (Zawody) **str. 43**
- Playtime (Zabawa) **str. 44–48**
- Animals (Zwierzęta) **str. 49–54**
- Food (Jedzenie) **str. 55–62**
- Weather and seasons (Pogoda i pory roku) **str. 63–68**
- Festivals (Święta) **str. 69–73**
- Słowniczek użytych słówek **str. 74–80**

**W serii
ukazały się:**



Nauczanie wczesnoszkolne!

- **Książki zgodne z podstawą programową dla klas 1-3**
- **Język polski, przyroda, nauki społeczne, historia**
- **Wszystkie zagadnienia poruszane na lekcjach**
- **Zadania jak na testach i w podręcznikach**
- **Kolorowa, atrakcyjna oprawa graficzna**
- **Gotowe do ksero w czerni i bieli**

**W serii
ukazały się:**



Język polski bez tajemnic!

- **Szybki powrót do szkolnej formy**
- **Książki zgodne z podstawą programową dla klas 1-3**
- **Zadania jak na testach i w podręcznikach**
- **Kolorowa, atrakcyjna oprawa graficzna**
- **Perforacja ułatwiająca wyrwanie strony**
- **Gotowe do ksero w czerni i bieli**

**W serii
ukazały się:**



Matematyka da się lubić!

- **Szybki powrót do szkolnej formy**
- **Książki zgodne z podstawą programową dla klas 1-3**
- **Zadania jak na testach i w podręcznikach**
- **Kolorowa, atrakcyjna oprawa graficzna**
- **Perforacja ułatwiająca wyrywanie strony**
- **Gotowe do ksero w czerni i bieli**